

Health and Safety Information for Students

Commencement of Session



What to do in an emergency?

KEEP CALM – STAY SAFE

If the alarm sounds or you are notified to evacuate:

- Follow instructions of building warden or staff member
- Leave by the nearest safe emergency exit
- Proceed to your emergency evacuation assembly point
- Await further instructions
- Do not return to the building until it is safe to do so

If required to take shelter:

- Follow instructions of building warden or staff member
- Lock doors, close windows/blinds and seek refuge
- Await further instructions

The nearest assembly area for this building is:

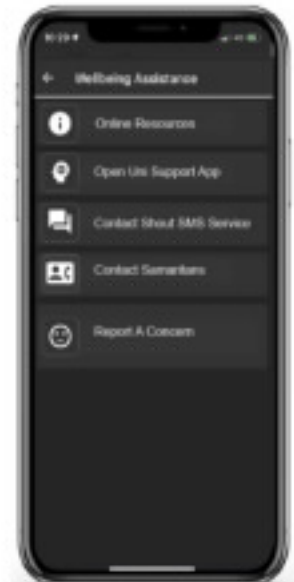
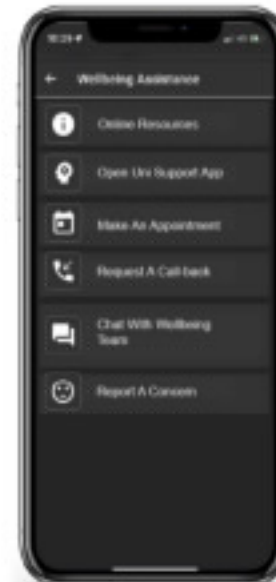
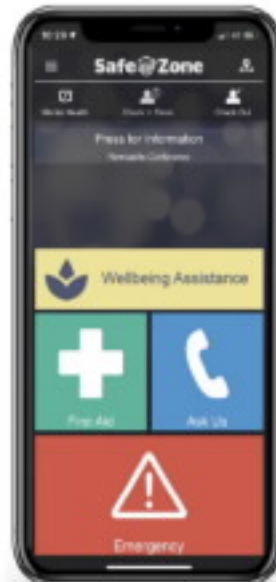


Need assistance on campus?

WE ARE HERE TO HELP

If you require first aid or medical assistance while on campus:

- Locate a first aid officer, or
- Call UOW Security on 4221 4900, or
- Use Wellbeing Assistance, First Aid or Emergency buttons on [SafeZone App](#) available free for iOS, Android and Windows.



Reporting hazards

KEEPING YOUR UNIVERSITY SAFE AND COMFORTABLE

If you notice any hazards (e.g. broken furniture or equipment) in your teaching area or anywhere on Campus:

- Report it to your Lecturer/Tutor/Supervisor
- The University has an online hazard and incident reporting tool called [SafetyNet](#)
- Report IT equipment hazards to Information Management and Technology Services on 4221 3000
- Report building and grounds hazards to Facilities Management Division on 4221 3217

Smoke-Free University

SAY GOODBYE TO SECONDHAND SMOKE

All UOW public areas including buildings, eating areas, grounds, pathways and transport stops have been smoke-free since July 2016.

This includes the use of vapes and e-cigarettes.

Please co-operate with this policy to help make our campus healthier for everyone.

For more information:

uow.info/smoke-free

U

O

W

uow.info/safe-at-work