

Graduate School of Medicine

Project Title: **2022 Spring - Subject Evaluation by Students**Subject Enrolments: **237**
Responses Received: **29**
Response Rate: **12.24%**

Report Comments

This report provides a summary of student evaluation results for all school-owned subjects evaluated during a six month period. All sessions ending in the first half of the year are combined into the **First Half Yearly Report** and all sessions ending in the second half of the year are combined into the **Second Half Yearly Report**. The report covers all subjects owned by the School (for which an evaluation survey was conducted) regardless of place or mode of delivery.

Aggregated reports are available by Subject (instances combined), Course, School, Faculty, Campus and for the Institution as a whole.

Individual subject reports are issued to Subject Coordinators at the end of each session. These are available to Heads of School to review also. In addition, a separate **School Summary Report** in Excel is sent to Heads of School which lists average results for each subject.

If you have any questions about these reports, contact uow-evaluations@uow.edu.au.

Interpreting the data

- Subject Instance Reports are generated only when six or more students complete the survey. However, the results for subjects with fewer than six respondents are included in the aggregate reports.
- Response rates of less than 10% should be interpreted with caution.
- A numeric value is assigned to each response. These are used to calculate the average (mean) for each question. Values assigned are:
 - ◊ Strongly Agree (6)
 - ◊ Agree (5)
 - ◊ Mildly Agree (4)
 - ◊ Mildly Disagree (3)
 - ◊ Disagree (2)
 - ◊ Strongly Disagree (1)
 - ◊ Unable to Judge (not counted)
- **An overall subject mean is calculated on the 10 core questions only** - Any additional questions included in the survey are not counted towards the mean.
- Mean scores can hide extremes in responses, as such, you are encouraged to also utilise response distribution and percentage agreeable metrics.

About the SEBS Survey

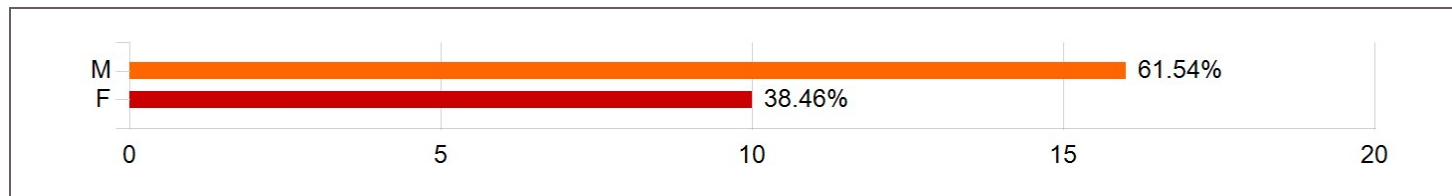
The SEBS survey has been designed as a tool to assist Subject Coordinators to evaluate their subject(s) in order to assess their impact on student learning. These reports should be compared with, and supported by, information obtained from other sources such as student focus groups, self-reflections and peer reviews. Subject Coordinators are asked to document their reflections (including identified actions to maintain and enhance subject quality) in the Subject Reflection Database on their Faculty Quality Assurance (QA) Moodle Site.

See the [Evaluation of Learning and Teaching](#) website for further information.

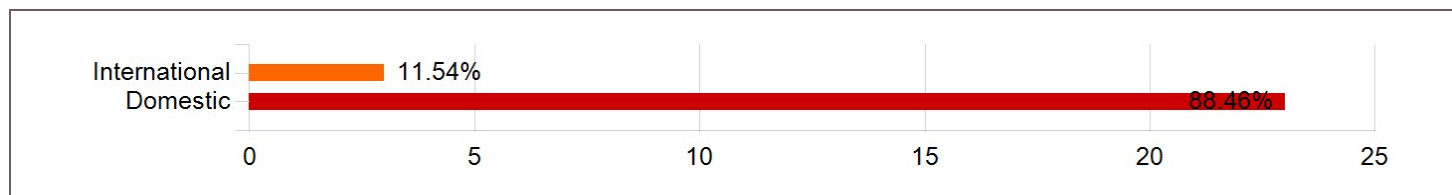
About the Respondents

Gender breakdown

Note: Gender will display as F for Female, M for Male and X for Undeclared



International/Domestic breakdown



Results Summary

Comparative Average Ratings

Question	School (Graduate School of Medicine)	Faculty (Faculty of Science, Medicine and Health)
	Mean	Mean
1. I understood the requirements and learning outcomes for this subject.	4.21	5.19
2. The content in this subject was organised in a clear and logical way.	4.03	4.99
3. This subject challenged my thinking.	5.52	5.26
4. The learning materials (lecture notes, readings, handouts) aided my learning.	3.86	5.01
5. The technology used in this subject (e.g. Moodle, online meeting tool, ePortfolio, podcasts etc.) aided my learning.	4.10	5.02
6. This subject provided real world examples that helped me to connect theory and practice.	5.24	5.14
7. Information about the assessment tasks was clearly stated (the information provided included enough guidance on how to complete assessment tasks well).	3.97	4.84
8. I could see a clear connection between the assessment tasks and the learning outcomes for this subject.	4.62	5.01
9. I received timely feedback that was helpful to my learning. (Note: Feedback includes written or oral comments on learning progress and assessments).	4.04	4.81
10. Overall, I am satisfied with this subject (The subject met my expectations in most ways).	4.52	4.94
Overall Mean	4.41	5.02

Average Ratings by Gender

Question	M	F
1. I understood the requirements and learning outcomes for this subject.	4.35	4.00
2. The content in this subject was organised in a clear and logical way.	3.82	4.33
3. This subject challenged my thinking.	5.71	5.25
4. The learning materials (lecture notes, readings, handouts) aided my learning.	3.94	3.75
5. The technology used in this subject (e.g. Moodle, online meeting tool, ePortfolio, podcasts etc.) aided my learning.	4.00	4.25
6. This subject provided real world examples that helped me to connect theory and practice.	5.29	5.17
7. Information about the assessment tasks was clearly stated (the information provided included enough guidance on how to complete assessment tasks well).	3.82	4.17
8. I could see a clear connection between the assessment tasks and the learning outcomes for this subject.	4.76	4.42
9. I received timely feedback that was helpful to my learning. (Note: Feedback includes written or oral comments on learning progress and assessments).	4.12	3.91
10. Overall, I am satisfied with this subject (The subject met my expectations in most ways).	4.65	4.33

Average Ratings by Student Type

Question	International	Domestic
1. I understood the requirements and learning outcomes for this subject.	4.00	4.23
2. The content in this subject was organised in a clear and logical way.	3.67	4.08
3. This subject challenged my thinking.	5.67	5.50
4. The learning materials (lecture notes, readings, handouts) aided my learning.	4.00	3.85
5. The technology used in this subject (e.g. Moodle, online meeting tool, ePortfolio, podcasts etc.) aided my learning.	4.67	4.04
6. This subject provided real world examples that helped me to connect theory and practice.	5.67	5.19
7. Information about the assessment tasks was clearly stated (the information provided included enough guidance on how to complete assessment tasks well).	3.33	4.04
8. I could see a clear connection between the assessment tasks and the learning outcomes for this subject.	4.67	4.62
9. I received timely feedback that was helpful to my learning. (Note: Feedback includes written or oral comments on learning progress and assessments).	5.33	3.88
10. Overall, I am satisfied with this subject (The subject met my expectations in most ways).	4.67	4.50

Average Ratings by Subject Level

Q1: 1. I understood the requirements and learning outcomes for this subject.

Q2: 2. The content in this subject was organised in a clear and logical way.

Q3: 3. This subject challenged my thinking.

Q4: 4. The learning materials (lecture notes, readings, handouts) aided my learning.

Q5: 5. The technology used in this subject (e.g. Moodle, online meeting tool, ePortfolio, podcasts etc.) aided my learning.

Q6: 6. This subject provided real world examples that helped me to connect theory and practice.

Q7: 7. Information about the assessment tasks was clearly stated (the information provided included enough guidance on how to complete assessment tasks well).

Q8: 8. I could see a clear connection between the assessment tasks and the learning outcomes for this subject.

Q9: 9. I received timely feedback that was helpful to my learning. (Note: Feedback includes written or oral comments on learning progress and assessments).

Q10: 10. Overall, I am satisfied with this subject (The subject met my expectations in most ways).

Subject Level	Q1	Q2	Q3	Q4	Q5	Q6	Q7	Q8	Q9	Q10
Overall	4.21	4.03	5.52	3.86	4.10	5.24	3.97	4.62	4.04	4.52
900	4.21	4.03	5.52	3.86	4.10	5.24	3.97	4.62	4.04	4.52

Average Ratings by Campus

Campus	Q1	Q2	Q3	Q4	Q5	Q6	Q7	Q8	Q9	Q10
Overall	4.21	4.03	5.52	3.86	4.10	5.24	3.97	4.62	4.04	4.52
Shoalhaven	4.33	4.00	5.67	3.78	3.89	4.78	4.00	5.00	3.67	4.89
Wollongong	4.15	4.05	5.45	3.90	4.20	5.45	3.95	4.45	4.21	4.35

Breakdown by Campus : Shoalhaven

Average Ratings by Student Type

Question	Mean
1. I understood the requirements and learning outcomes for this subject.	4.33
2. The content in this subject was organised in a clear and logical way.	4.00
3. This subject challenged my thinking.	5.67
4. The learning materials (lecture notes, readings, handouts) aided my learning.	3.78
5. The technology used in this subject (e.g. Moodle, online meeting tool, ePortfolio, podcasts etc.) aided my learning.	3.89
6. This subject provided real world examples that helped me to connect theory and practice.	4.78
7. Information about the assessment tasks was clearly stated (the information provided included enough guidance on how to complete assessment tasks well).	4.00
8. I could see a clear connection between the assessment tasks and the learning outcomes for this subject.	5.00
9. I received timely feedback that was helpful to my learning. (Note: Feedback includes written or oral comments on learning progress and assessments).	3.67
10. Overall, I am satisfied with this subject (The subject met my expectations in most ways).	4.89

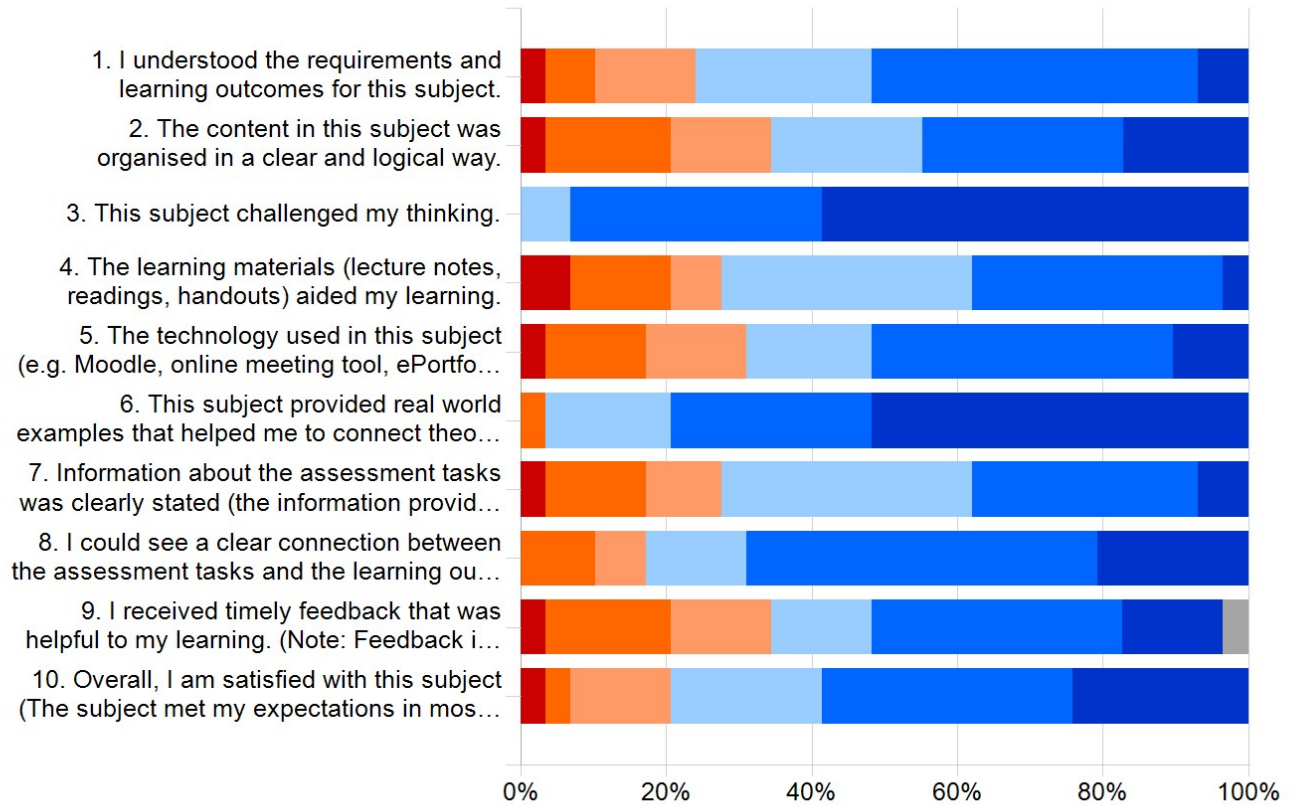
Breakdown by Campus : Wollongong

Average Ratings by Student Type

Question	Mean
1. I understood the requirements and learning outcomes for this subject.	4.15
2. The content in this subject was organised in a clear and logical way.	4.05
3. This subject challenged my thinking.	5.45
4. The learning materials (lecture notes, readings, handouts) aided my learning.	3.90
5. The technology used in this subject (e.g. Moodle, online meeting tool, ePortfolio, podcasts etc.) aided my learning.	4.20
6. This subject provided real world examples that helped me to connect theory and practice.	5.45
7. Information about the assessment tasks was clearly stated (the information provided included enough guidance on how to complete assessment tasks well).	3.95
8. I could see a clear connection between the assessment tasks and the learning outcomes for this subject.	4.45
9. I received timely feedback that was helpful to my learning. (Note: Feedback includes written or oral comments on learning progress and assessments).	4.21
10. Overall, I am satisfied with this subject (The subject met my expectations in most ways).	4.35

Response Distribution - School

■ Strongly Disagree
 ■ Disagree
 ■ Mildly Disagree
 ■ Mildly Agree
 ■ Agree
 ■ Strongly Agree
 ■ Unable to Judge



Response Analysis % Agreeable - School

The table below shows the percentage of students who selected the option: Mildly Agree, Agree, Strongly Agree

Question	% Agreeable
1. I understood the requirements and learning outcomes for this subject.	75.86%
2. The content in this subject was organised in a clear and logical way.	65.52%
3. This subject challenged my thinking.	100.00%
4. The learning materials (lecture notes, readings, handouts) aided my learning.	72.41%
5. The technology used in this subject (e.g. Moodle, online meeting tool, ePortfolio, podcasts etc.) aided my learning.	68.97%
6. This subject provided real world examples that helped me to connect theory and practice.	96.55%
7. Information about the assessment tasks was clearly stated (the information provided included enough guidance on how to complete assessment tasks well).	72.41%
8. I could see a clear connection between the assessment tasks and the learning outcomes for this subject.	82.76%
9. I received timely feedback that was helpful to my learning. (Note: Feedback includes written or oral comments on learning progress and assessments).	62.07%
10. Overall, I am satisfied with this subject (The subject met my expectations in most ways).	79.31%

Response Analysis by Faculty - % Agreeable

The table below shows the percentage of students who selected the option: Mildly Agree, Agree, Strongly Agree

Question	% Agreeable
1. I understood the requirements and learning outcomes for this subject.	95.13%
2. The content in this subject was organised in a clear and logical way.	89.12%
3. This subject challenged my thinking.	95.17%
4. The learning materials (lecture notes, readings, handouts) aided my learning.	90.20%
5. The technology used in this subject (e.g. Moodle, online meeting tool, ePortfolio, podcasts etc.) aided my learning.	91.00%
6. This subject provided real world examples that helped me to connect theory and practice.	92.66%
7. Information about the assessment tasks was clearly stated (the information provided included enough guidance on how to complete assessment tasks well).	85.93%
8. I could see a clear connection between the assessment tasks and the learning outcomes for this subject.	90.67%
9. I received timely feedback that was helpful to my learning. (Note: Feedback includes written or oral comments on learning progress and assessments).	85.69%
10. Overall, I am satisfied with this subject (The subject met my expectations in most ways).	88.87%

Session and Year Details : Annual - 2022,GSM Ph1 S2 - 2022,GSM Ph2 S1 - 2022,GSM Ph3 S1 - 2022

Locations Included : Shoalhaven,Wollongong

Delivery modes: On Campus