

SMAH Online Induction

Welcome to the Faculty of Science, Medicine and Health at UOW.

All **new SMAH staff & research students** are required to complete the “SMAH Workplace Health and Safety induction (TRNG224_14)” available on Moodle at

Staff: <https://moodle.uowplatform.edu.au/> (or UOW Staff Intranet <https://intranet.uow.edu.au/>)

Students: <http://www.uow.edu.au/student/>

To access the SMAH Safety Induction site ([TRNG224](#))

1. Open “Moodle” using the relevant link above (ie. staff or student link)
2. Scroll down to the bottom of the page and select “All Sites”
3. Enter “TRNG224” in the search dialogue box and select “Go”
4. Click the link to the site “SMAH Workplace Health and Safety induction ([TRNG224_14](#))”

All staff & research students should access Module 1 'SMAH Workplace Health and Safety Information' (PDF), and complete the quiz within the first week of working at UOW or as soon as possible. Before starting work in the field, laboratory or workshop, staff and research students should also access additional modules, eg. to access laboratories, access Module 2 'Laboratory Safety' and complete the *Laboratory Safety Quiz* (repeat if you do not achieve 100%).

You may also need to complete other modules or local/UOW risk-specific training before working with hazards including:

- Biohazards / GMOs ([TRNG077_17](#))
- Fieldwork (module 3 of [TRNG224](#))
- Hazardous Chemicals
- Radiation / Lasers.
- First Aid training





Please contact your supervisor or local WHS contact directly to undertake a local induction and nominate for UOW training courses.

Feedback and suggestions for improvements to the Moodle online site “SMAH Workplace Health and Safety induction ([TRNG224_14](#))” can be submitted to smah-whs@uow.edu.au.

If you continue to work in SMAH and have not attended the **Working Safely in SMAH (WS-SMAH)** workshop from 2015-2020, you will also need to attend the next event scheduled on **Thursday 23rd July 2020** (normally end of o-week).

If you have an issue with accessing modules within the Induction on Moodle, you may need to enable Adobe Flash player or Shockwave for your browser as follows:

Chrome – change your settings to allow Flash.

1. To the left of the web address, click Lock  or Info .
2. At the bottom, click Site Settings.
3. In the new tab, to the right of "Flash," click the Down arrow   Allow. Go back to the site and reload the page.

[Chrome://settings/content/](chrome://settings/content/), Flash permissions will change to ‘Ask First’ with <https://moodle.uowplatform.edu.au> set to Allow. Your Flash settings will reset when you quit Chrome. Each time you will need to allow Flash for UOW moodle.

IE - select 'Manage Add-ons' from Settings, select Show ‘All add-ons. Select Shockwave flash object, select Enable and close dialog box. Close IE and reopen.

Please note: Firefox is not recommended as a browser for this moodle training.