



Australian Government

Australian Research Council

FUTURE FELLOWSHIPS

Instructions to Applicants
for funding commencing in 2022

Table of Contents

1. Introduction	3
2. Before completing the application form	3
2.1 RMS User Profile and populating Research Outputs	3
2.2 Accuracy of Information	4
2.3 Key Documents.....	4
2.4 Key Dates	4
2.5 Research Office – Further Application Assistance/Guidance	4
2.6 Eligibility in RMS	4
2.7 Application Certification.....	5
2.8 PDF Application	5
3. Creating a new application in RMS	5
4. Completing the application form	6
Part A – Administrative Summary.....	6
Part B – Classifications and Other Statistical Information	10
Part C – Project Eligibility	14
Part D – Project Description	15
Part E – Project Cost	18
Part F – Participant Details including ROPE	25
5. Submitting the Application to the Research Office	41
Appendix A – Preprints or comparable resources	43
Appendix B – Adding an ORCID iD to an RMS account	46
Appendix C - Format	48
Appendix D – Addressing The National Interest Test.....	49

1. Introduction

The *Future Fellowships Instructions to Applicants for funding commencing in 2022* (hereafter referred to as the Instructions) provides information to participants on how to complete and electronically submit a Future Fellowships application for funding commencing in 2022 (FT22).

The completed application form, including PDF attachments, must comply with the Grant Guidelines for the Discovery Program (2021 edition) (grant guidelines). The information in this document is underpinned by the grant guidelines. You should read the grant guidelines on the [GrantConnect](#) website before preparing the application.

2. Before completing the application form

For general instructions on how to use the Research Management System (RMS), refer to the User Guides (RMS User Management Guide and Submitting an Application in RMS) available on the [ARC website](#).

2.1 RMS User Profile and populating Research Outputs

Ensure the Personal Details, Qualifications and Employment History sections of the Future Fellowship candidate's RMS Person Profile contain up-to-date information, as some of these details will be auto-populated into the application form.

Research outputs (including preprints or comparable resources) can be added to a user's profile through any of the following methods:

- Link an RMS account with an ORCID (Open Researcher and Contributor ID) account and import the research outputs from the Works section of the user's ORCID profile;
- Add a research output citation by using a valid Digital Object Identifier (DOI);
- Upload a BibTeX file to RMS and perform a bulk upload of the research outputs contained within it; or
- Manually create an individual record per research output within the RMS user profile.

Note: RMS will not prevent the entry of duplicate records and it is the responsibility of applicants to manage this. Users will have the flexibility to choose research outputs for listing in their grant applications.

Preprints or comparable resources must only be entered manually as an additional research output. They should be explicitly identified by including **[PREPRINT OR COMPARABLE]** at the end of the reference. See [Appendix A](#) which includes the definition of preprints or comparable resources and details how to add these outputs into your RMS profile.

For instructions on how to add your ORCID to your RMS profile, refer to [Appendix B](#). For instructions on how to add research outputs to your profile in RMS, refer to the User Guide: [Research Outputs in RMS—Instructions for adding Research Outputs to your RMS Profile](#) available on the [ARC website](#).

2.2 Accuracy of Information

Carefully check that all information contained in the application is accurate prior to submission, as you cannot make changes once the application form is submitted and the application period has closed.

Format requirements for uploaded PDFs are provided in [Appendix C](#).

The inclusion of webpage addresses/URLs and hyperlinks is only permitted under certain circumstances such as publications that are only available online (such as preprints and comparable resources) and the statement by the Administering Organisation. Webpage addresses/URLs and hyperlinks must not be used to circumvent page limits, nor should they provide information that is not contained in the application. All information relevant to the application must be contained within the application.

For Administering Organisation internal checking purposes, information regarding how many current projects a Future Fellowship candidate holds is available in Question F8.

2.3 Key Documents

Key documents for [FT22](#) are available on [GrantConnect](#).

Note: Section 1 of the grant guidelines provides general rules for schemes under the Discovery Program; Part B of the grant guidelines provides specific rules for Future Fellowships for funding commencing in 2022.

2.4 Key Dates

Refer to the [Grants Calendar](#) and [Important Dates for ARC Grant Application Process](#) pages on the ARC website for key calendar, important dates and updates relevant to the grant guidelines, including closing dates for 'Request Not to Assess', application submission and rejoinder.

2.5 Research Office – Further Application Assistance/Guidance

Contact the Research Office in the first instance if you have any queries regarding ARC funding schemes and questions on how to complete an application form. The Research Office should be able to answer any questions you might have and can seek clarification from the ARC if necessary.

2.6 Eligibility in RMS

To assist applicants, RMS has automated eligibility checking for key requirements as noted below. You are still responsible for confirming all eligibility requirements for the Future Fellowship have been met.

The application form will prevent an Administering Organisation from submitting an application where any Future Fellowship candidate has an overdue Final Report for any ARC-funded projects. You will be able to see the Project ID where there is an overdue Final Report and the form part will be 'invalid'.

A Future Fellowship candidate on a successful Future Fellowship application must meet the project limit requirements in the grant guidelines before the project can start. Project limits can be met by relinquishing existing active project(s), or relinquishing role(s) on existing active projects, or withdrawing application(s) that would exceed the project limits. This does not need to occur until all applications are announced. Where project and application limits have been exceeded, a warning will be given in the application form

and the Future Fellowship candidate will need to indicate which projects/roles/applications will be relinquished/withdrawn if the application successful.

Important: The ability to submit a valid application form to the ARC does not mean that the Future Fellowship candidate has met all eligibility requirements. The Administering Organisation will still need to ensure that comprehensive checks have been made so that the Future Fellowship candidate complies with the eligibility requirements set out in the grant guidelines.

2.7 Application Certification

The application form must be certified and submitted online through RMS by an authorised officer of the Administering Organisation.

The authorised officer must have the role of 'Research Office Delegate' in RMS. Only the Administering Organisation can certify and submit applications online.

Please note that the process has been updated and simplified as follows:

- Certification for named participants is now captured within the application form at Question F25
- An additional DVCR certification clause in RMS prior to submission (delegate certification)
- A certification proforma is available on GrantConnect for obtaining written evidence for all parties excluding named participants as this is now captured in the application form.

Note: A certification proforma for obtaining written evidence is available on [GrantConnect](#). However, the use of the ARC certification pro forma is not mandatory. The Administering Organisation may determine the format for written evidence.

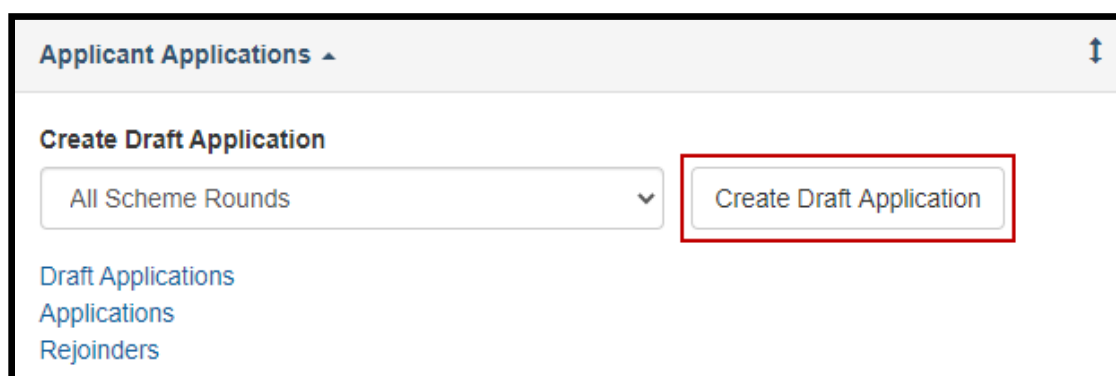
2.8 PDF Application

All questions, except where identified, will render to the PDF generated from the RMS application form. The generated PDF is accessible to assessors who are assigned to the application.

3. Creating a new application in RMS

To create a new application:

- Login to [RMS](#)



The screenshot shows the 'Applicant Applications' section of the RMS interface. It features a 'Create Draft Application' button, which is highlighted with a red rectangular box. Below this button is a dropdown menu currently set to 'All Scheme Rounds'. At the bottom of the interface, there are links for 'Draft Applications', 'Applications', and 'Rejoinders'.

- Select **Future Fellowships 2022 round 1** from the drop down list and click on 'Create Draft Application'.

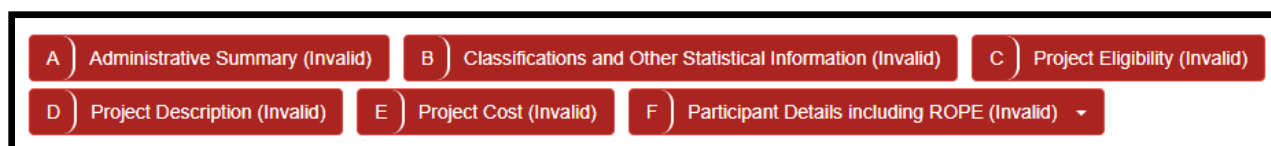
4. Completing the application form

There are 6 Parts (A-F) in the FT22 application form:

- A) Administrative Summary
- B) Classifications and Other Statistical Information
- C) Project Eligibility
- D) Project Description
- E) Project Cost
- F) Participant Details including ROPE *(This section will not appear until the Future Fellowship candidate has been added/accepted in Part A.)*

When the application has been created the application form parts will be displayed at the top of the screen. The colour of these parts will be red indicating that the part is incomplete (invalid). When the application form parts have been completed, they will turn green (valid).

Click on the relevant form part at the top of the screen to navigate between form parts (Part A to Part F).




Click on Part A to start filling in the application form.

RMS does not autosave your application. It is important to periodically save all changes. The 'Save' button is located at the top of the page next to the Adobe PDF file icon:



Note:

- In many cases, further help text is provided within the form to assist in completing questions. To access this information click on the  icon. **the corresponding answer will not appear in the PDF version of the form**
- The PDF version of the form is used by assessors and therefore any questions that do not render to the PDF will not be viewable by assessors.

Part A – Administrative Summary

A1 Application Title

(This question must be answered)

Provide a short title (up to 75 characters, approximately 10 words).

- The Application Title should be an accurate reflection of the research and will be visible to assessors.
- **Avoid** the use of acronyms and quotation marks.
- **Do not** use all upper-case characters.
- The Application Title may be modified and used for public release.

A2 Person Participant Summary

(This question must be answered)

Add the Future Fellowship candidate participating in this application.

'Person Profile' details (personal details, qualifications and employment) will be automatically populated into the application form and must be current at the time of submitting the application. It is important that the Future Fellowship candidate has updated their details in RMS before completing this question.

Candidates must include a mobile phone number in their Personal Profile.

Select 'Future Fellowship' as the 'Participation Type' and enter the Future Fellowship candidate's email address, then click on 'Add'.

Note:

- If the Future Fellowship candidate did not create the application, after the Future Fellowship candidate has been added to the application, they will receive an automated email invitation and will be required to accept this invitation to participate on the application.
- When adding the Future Fellowship candidate, it is important to use the email address associated with their RMS account. If an email address other than that associated with RMS is used, the Future Fellowship candidate will not receive an invitation to participate on the application.
- If the proposed Future Fellowship candidate does not have an RMS user account, they can request one by using the link on the RMS Homepage.
- For instructions on how to provide access to the application form for a non-participant, see the *Submitting an Application in RMS* on the [ARC website](#).

A3 Organisation Participant Summary

(This question must be answered)

Add the Administering Organisation participating in this application.

Note that only Research Office staff with appropriate access at the Administering Organisation will be able to view this draft application.

Administering Organisation means an Eligible Organisation (refer to the grant guidelines for details of Eligible Organisations) which submits an application for a grant and which will be responsible for the administration of the grant if the application is approved for funding. One Administering Organisation must be added to the application.

- Select Administering Organisation from the drop down list.
- Enter the name of the organisation in the search box and click 'Search'.
- Select the relevant organisation from the list of search results and click 'Add'.

A3. Organisation Participant Summary ⓘ

Add the Administering organisation participating in this application. Refer to the Instructions to Applicants for further information.

#	Name	Participant Type
		<div>-- Select Organisation Role --</div> <div>-- Select Organisation Role --</div> <div>Administering Organisation</div>

Search

• There must be 1 organisation on the application with the Administering Organisation role

Note:

- Select 'Add' prior to save. If you save without 'Adding', all information selected will be lost.
- If the Future Fellowship candidate cannot find the organisation they are looking for, or any information is incorrect or incomplete, contact the Administering Organisation's Research Office.

A4 Application Summary

(This question must be answered)

Provide an Application Summary (a paragraph of text which is used by the Minister to consider the application) focusing on the aims, significance, expected outcomes and benefits of this project. Write the Application Summary simply, clearly and in plain English. If the application is successful, the Application Summary will be used to give the general community an understanding of the research. Avoid the use of acronyms, quotation marks and upper-case characters (up to 750 characters, approximately 100 words).

Examples of Application Summaries for funded projects can be found on the [ARC website](#).

The Application Summary must follow this format:

Aims:

(For example: **This project aims to address/investigate/review ...; by utilising/advancing/conceptualising ...**)

Significance:

(For example: **This project expects to generate new knowledge in the area of ... using an innovative approach/ using interdisciplinary approaches/ utilising new techniques ...**)

Expected outcomes:

(For example: **Expected outcomes of this project include.../enhanced capacity to build institutional/disciplinary collaborations/theory development/refined methods/improved techniques...**)

Benefits:

(For example: **This should provide significant benefits**, such as ...)

Important things to note regarding the Application Summary:

- In following the format above, the summary will outline the aims of the project, provide the significance of the research, outline expected outcomes and benefits, including scholarly, public or commercial.
- The Application Summary may be modified by the ARC and used for public release.
- When describing benefits ensure that the description is consistent with the [ARC Medical Research Policy](#), and specific to the research being proposed.
- Use aspirational terms (for example, This project aims to.../The intended outcome of the project is.../The anticipated goal of the project is...) rather than definitive terms (The project will.../This will ensure.../This project will guarantee...).
- Do not use first person language. Use 'The project aims to...' rather than 'I aim to' 'We aim to' or 'They aim to' in the summary.
- Use plain English and avoid the use of terminology unique to the area of study.
- **Avoid** the use of quotation marks and acronyms.
- **Do not** use all upper-case characters in the text.
- **Do not** use dot points.
- Use Australian English spelling.

A5 List the objectives of the proposed project

List each objective separately by clicking 'Add answer' to add the next objective (up to 500 characters, approximately 70 words per objective).

This information will be used for future reporting purposes if this application is funded, including reporting on these objectives in the final report. Objectives are pre-populated into the final report template.

A6 National Interest Test Statement

(This question must be answered)

Outline the extent to which the research contributes to Australia's national interest through its potential to have economic, commercial, environmental, social or cultural benefits to the Australian community. See [Appendix D](#) for addressing the National Interest Test.

Write the description of national interest simply, clearly and in plain English between 750 and 1125 characters (between approximately 100 and 150 words).

Note:

- The National Interest Test Statement may also be publicly released by the ARC.
- **This question and the corresponding answer will not appear in the PDF version of the form.**

Part B – Classifications and Other Statistical Information**B1 Does this application fall within one of the Science and Research Priorities?**

(This question must be answered)

This is a 'Yes' or 'No' question. Select 'Yes' to indicate if the application falls within a Science and Research Priority area.

If you select 'Yes', you will be required to select one of the Science and Research Priority areas from the drop down list.

- Then select one or more Practical Research Challenges from the drop down list. Each Science and Research Priority area has a number of associated Practical Research Challenges.
- Select 'No' if not applicable. If you select 'No' the Science and Research Priorities will remain greyed out.

Note:

- RMS will allow only one of the Science and Research Priorities to be selected. Choose the most appropriate one from the list. The application may, however, indicate more than one Challenge within the chosen Science and Research Priority.
- Information regarding the [Science and Research Priorities](#) is available via a link on the [Department of Industry, Science, Energy and Resources](#) website.

B2 Field of Research (FoR-2020)

(This question must be answered)

Select up to 3 Field of Research classification codes (FoR codes) at the 6-digit level that relate to the application. Note that the percentages must total 100.

The (FoR) classification defines research according to [disciplines](#). The FoR codes selected should reflect the nature of the research in this application, particularly if it is interdisciplinary. The choice of FoR codes and their proportions will assist in assigning appropriate assessors to the application and should be as accurate as possible.

- Select up to 3 FoR codes at the 6-digit level that relate to the application. Once you choose the FoR code click on the 'Add' button.

Tips for searching and entering FoR codes

Click on the  icon to search the full list of FoR codes:

[Click FoR-2020 Codes and definitions by Division link](#)


Or visit the ARC website for [FoR Codes and definitions by Division, 2020](#).

A maximum of 3 FoR codes can be entered in an application.

Note: The ARC recommends that 'XXXX99' (not elsewhere classified) codes be used only as a last resort and when there is no other appropriate code within the classification.

- Enter the percentage for each FoR code.
- Prioritise the FoR codes from highest to lowest percentage – note RMS does not automatically sort by highest to lowest percentage.
- Ensure that the percentages total 100.
- Enter a whole number, do not use the percentage sign (%).

Note: The highest percentage can only be entered for one FoR code (for example, 50 cannot be entered for 2 FoR codes).

B2. Field of Research (FoR-2020)  Select the help icon and click the link below to view the full list of FoR codes.

The Field of Research (FoR) classification defines research according to disciplines. The FoR classification codes (FoR codes) selected should reflect the nature of the research in this application, particularly if it is interdisciplinary.


1. Select up to 3 FoR codes that relate to this application. If the code is known, start entering the FoR-2020 code number. A filtered list will appear, once the FoR code is chosen, click on the 'Add' button.

- Select the 6-digit FoR codes from the list of the FoR codes carefully, as they contribute to the identification of the most appropriate assessors for the application.
- Click [FoR-2020 Codes and definitions by Division](#) link or visit the [ARC website](#) for the full list of FoR codes.
- **Note:** The ARC recommends that 'XXXX99' (not elsewhere classified) codes be used only as a last resort when there is no other appropriate code within the classification.

2. Enter in the percentage for each FoR code.

- Prioritise the FoR codes from highest to lowest percentage - note RMS does not automatically sort by highest to lowest percentage.
- Ensure that the percentages total 100.
- Enter a whole number, do not use the percentage sign (%).
- The highest percentage can only be entered for one FoR code (for example, 50 cannot be entered for 2 FoR codes).

Select up to 3 FoR classification codes that relate to the application. Note that the percentages must total 100.
(This question must be answered)

490201 - Algebraic structures in mathematical physics	<input type="text"/>	%	
---	----------------------	---	---

Add

Once you have entered the FoR code, select 'Add'. This will add the FoR code to the table.

- Code 490201 must have a percentage associated with it
- The total percentage for all codes added must be 100%

B3 Socio-Economic Objective (SEO-2020)

(This question must be answered)

Select up to 3 Socio-Economic Objective classification codes (SEO codes) at the 6-digit level that relate to the application. Note that the percentages must total 100.

The SEO classification indicates the sectors that are most likely to benefit from the project if funded.

If the SEO code is known, start entering the SEO-2020 code number. A filtered list will appear, once the SEO code is chosen, click on the 'Add' button.

Tips for searching and entering SEO-2020 codes

Click on the  icon or visit the ARC website to search the full list of [SEO-2020 codes](#).

[SEO-2020 Codes link](#)

A maximum of 3 SEOs codes can be entered per application.

- Enter a percentage for each SEO code.
- Prioritise the SEO codes from highest to lowest percentage – note RMS does not automatically sort from highest to lowest percentage.
- Ensure that the percentages total 100
- Enter a whole number, do not use the percentage sign (%).

Note: The highest percentage can only be entered for one SEO code (for example, 50 cannot be entered for 2 SEO codes).

B4 Interdisciplinary Research


(This question must be answered)

Does this application involve interdisciplinary research?

This is a 'Yes' or 'No' question.

If you select 'Yes' 2 additional questions will be enabled:

- Specify the ways in which the research is interdisciplinary by selecting one or more of the options below and click 'Add'.

A screenshot of a web form interface. It features a dropdown menu with a red border. The menu is open, showing a list of options: 'Investigatory Team', 'Methodology', 'Design', and 'Other'. The 'Investigatory Team' option is highlighted with a blue background. To the right of the dropdown is a button labeled 'Add'.

- Indicate the nature of the interdisciplinary research involved (up to 375 characters, approximately 50 words).

Information regarding interdisciplinary research can be found on the ARC website in the [ARC Statement for Support of Interdisciplinary Research](#).

B5 Does the proposed research involve international collaboration?

(This question must be answered)

This is a 'Yes' or 'No' question.

If you select 'Yes', 2 additional questions (B6 and B7) will be enabled:

- What is the nature of the proposed international collaboration activities; and
- If the proposed research involves international collaboration, specify the country/ies involved.

B6 What is the nature of the proposed international collaboration activities?

This question will only be required if 'Yes' is chosen in B5.

Select all options which will apply to this application if it is funded.

Select a category and click 'Add'.

B6. What is the nature of the proposed international collaboration activities?
 Select all options from the drop down list which apply to this application by clicking on the 'Add' button each time an option is selected.
 (This question must be answered)

Add

- This item must be answered

Correspondence: eg email; telephone; or video-conference

Face to face meetings

Attendance at and/or hosting of workshop or conference

Collaborative fieldwork

Hosting international collaborator: short-term (less than 4 weeks)

Hosting international collaborator: long-term (more than 4 weeks)

Travel to international collaborator: short-term (less than 4 weeks)

Travel to international collaborator: long-term (more than 4 weeks)

B7 If the proposed research involves international collaboration, specify the country/ies involved.

This question will only be required if 'Yes' is chosen in B5.

Commence typing in the search box and select from the drop down list the name of the country/ies of collaborators who will be involved in the proposed project.

Note that Australia is not to be listed and is not available to be selected from the drop down list.

B7. If the proposed research involves international collaboration, specify the country/ies involved.
 Commence typing in the search box and select from the drop-down list the name of the country/ies of collaborators who will be involved in the proposed project. Note that Australia is not to be listed and is not available to be selected from the drop-down list.
 (This question must be answered)

Add

- This item must be answered

Swaziland

Sweden

Switzerland

B8 How many PhD, Masters and Honours places will be filled as a result of this project?

(This question must be answered)

For reporting purposes, the ARC is capturing the number of Research Students that would be involved if the application is funded.

Enter the number of all student places (full-time equivalent - FTE) that will be filled as a result of this project, not just those requested in the budget for funding in the application form.

Indicate the number of:

- Research Student Places (FTE) – PhD
- Research Student Places (FTE) – Masters
- Research Student Places (FTE) – Honours.

Part C – Project Eligibility

C1 Medical Research

(This question must be answered)

Does this application contain content which requires a statement to demonstrate that it complies with the eligible research requirements set out in the [ARC Medical Research Policy](#) located on the ARC website?

Select 'Yes' or 'No' from the drop down list as appropriate. If 'Yes' is selected, Question C2 will be activated.

The [ARC Medical Research Policy](#) provides descriptions of both eligible and ineligible research areas. Additional information can also be found on the ARC website including [ARC Medical Research Policy Frequently Asked Questions](#) and [ARC Medical Research Policy Eligibility Examples](#).

C2 Medical Research Statement

(This question must be answered if 'Yes' is selected at Question C1)

In up to 750 characters (approximately 100 words), justify why this application complies with the eligible research requirements set out in the [ARC Medical Research Policy](#) located on the ARC website. Eligibility will be based solely on the information contained in this application. This is your only chance to provide justification, the ARC will not seek further clarification.

- Be clear as to the main aim of the application, which may include well identified, big picture and long term intent beyond the scope of the application.
- Address why areas of research which may appear to be medical are required, for example, to provide proof-of-concept, demonstrate a platform technology and are many years from medical application.
- Avoid simply quoting the policy in your response and provide sufficient detail for the ARC to properly understand the intent and limits of the research aims.

C3 Current Funding

(This question must be answered)

Does this application request funding for similar or linked research activities, infrastructure or a project previously funded, or currently being funded, with Australian Government funding (from the ARC or elsewhere)?

This is a 'Yes' or 'No' question.

If you answer 'Yes', provide the Project ID(s) and briefly explain how funding this project would not duplicate Australian Government funding or overlap with existing projects.

Text response must be no more than 2000 characters, approximately 285 words.

C4 Other Application(s) for funding

(This question must be answered)

Are you applying for funding from the Australian Government (ARC or elsewhere) for similar or linked research?

This is a 'Yes' or 'No' question.

If you answer 'Yes', provide the application ID(s) and briefly explain why more than one application for similar or linked research has been submitted and, should all applications be successful, how they will be managed to avoid duplication of Australian Government funding.

Text response must be no more than 2000 characters, approximately 285 words.

Part D – Project Description

D1 Please confirm that potential risks have been taken into consideration for the proposed project, including the impacts of COVID-19.

(This question must be answered)

This is a 'Yes' or 'No' question.

The application form will not validate if 'No' is selected. Please note that if this application is successful a risk management plan will be required to be held by the Administering Organisation before the project starts and any changes in circumstances that affect the proposed research project will be managed as a post award issue by the ARC.

D2 Project Description

(This question must be answered)

Upload a Project Description as detailed below and in no more than 10 A4 pages and in the required format.

All text in the PDF, including text within figures and tables, must be in the format described in [Appendix C](#) of these instructions.

The PDF must provide the following information using the headings below and in this order:

- PROJECT TITLE
- PROJECT AIMS AND BACKGROUND
- INVESTIGATOR/CAPABILITY
- PROJECT QUALITY AND INNOVATION
- BENEFIT
- FEASIBILITY AND STRATEGIC ALIGNMENT
- COMMUNICATION OF RESULTS
- REFERENCES
- ACKNOWLEDGEMENTS (IF REQUIRED)

Applicants should ensure that information provided under these headings addresses the assessment criteria as detailed in the grant guidelines, noting the relevant weighting of the criteria.

PROJECT TITLE

This title may differ from that shown in Question A1 of the application form, and may exceed 10 words.

PROJECT AIMS AND BACKGROUND

- Briefly outline the aims and provide the background of this application.
- Include information about national and international progress in this field of research and its relationship to this application.
- Refer only to research outputs that are accessible to the national and international research communities.

INVESTIGATOR/CAPABILITY

Describe the quality of the candidate as per the relevant Future Fellowship level in the below table:

Future Fellowship Level 1	Future Fellowship Level 2	Future Fellowship Level 3
<ul style="list-style-type: none">- Research Opportunity and Performance Evidence (ROPE) including record of high quality research outputs appropriate to the discipline/s;- evidence of research training, mentoring and supervision;- evidence of leadership capability and national research standing; and- capability of the candidate to build collaborations across research organisations, industry and other disciplines both within Australia and internationally.	<ul style="list-style-type: none">- Research Opportunity and Performance Evidence (ROPE) including record of high quality research outputs appropriate to the discipline/s;- evidence of research training, mentoring and supervision;- evidence of leadership capabilities and national and emerging international research standing; and- capability of the candidate to build collaborations across research organisations, industry and other disciplines both within Australia and internationally.	<ul style="list-style-type: none">- Research Opportunity and Performance Evidence (ROPE) including record of outstanding research outputs appropriate to the discipline/s;- evidence of experience in initiating and managing large research projects;- evidence of international research standing;- evidence of excellence in research training, mentoring and supervision; and- capability of the candidate to build collaborations across research organisations, industry and other disciplines both within Australia and internationally.

PROJECT QUALITY AND INNOVATION

Describe the:

- contribution to an important gap in knowledge or significant problem;
- novelty/originality and innovation of the proposed research (including any new methods, technologies, theories or ideas that will be developed);
- clarity of the hypothesis, theories and research questions;

- cohesiveness of the project design and implementation plan (including the appropriateness of the aim, conceptual framework, method, data and/or analyses); and
- extent to which the research has the potential to enhance international collaboration.

BENEFIT

Describe the potential benefits including the:

- new or advanced knowledge resulting from outcomes of the research;
- economic, commercial, environmental, social and/or cultural benefits for Australia and international communities; and
- potential contribution to capacity in the Australian Government priority areas.

FEASIBILITY AND STRATEGIC ALIGNMENT

Describe the:

- cost effectiveness of the research and its value for money;
- extent to which the Future Fellowship candidate aligns with and/or complements the core or developing research strengths and staffing profile of Your organisation;
- availability of the necessary facilities to conduct the research;
- resources You will provide to support the Future Fellowship candidate during her/his Future Fellowship; and
- capacity within Your organisation to transition the candidate at the end of the Future Fellowship to a continuing position.

If the project involves Aboriginal and/or Torres Strait Islander research describe:

- the strategies for enabling collaboration with Australian Aboriginal and/or Torres Strait Islander communities where appropriate (for example, dialogue/collaboration with an Indigenous cultural mentor); and
- any existing or developing, supportive and high-quality relationships with Aboriginal and/or Torres Strait Islander communities; and
- any personal affiliations with local Aboriginal and/or Torres Strait Islander communities that can facilitate the proposed research.

COMMUNICATION OF RESULTS

- Outline plans for communicating the research results to other researchers and the broader community, including but not limited to scholarly and public communication and dissemination.

REFERENCES

- Include a list of all references, including relevant references to the previous work of the Future Fellowship candidate.
- If preprints or comparable resources are cited, these should be explicitly identified in the reference list by including [PREPRINT OR COMPARABLE] after the reference. The reference should include a DOI, URL or equivalent, version number and/or date of access, as applicable. This indication is only required in the reference list and not in the project description itself. Please see [Appendix A](#) for more information.

- References may be in 10 point font.

ACKNOWLEDGEMENTS (if required)

- Acknowledge any significant contributions to this application in terms of ideas and authorship, by persons not already named in this application.
- Note that this heading does not need to be included in the Project Description if it is not required.

Note: Only references may be in 10 point font.

D3 Statement by the Administering Organisation

(This question must be answered)

Provide a statement that addresses the relevant criteria in the grant guidelines and set out below (upload a PDF of up to 3 A4 pages).

The statement must:

- outline the area of core or emerging research strength and describe the level of resources to be provided to support the Future Fellowship candidate (for example, include project costs, PhD students, or salary top-up);
- outline plans to retain the successful Future Fellow in a continuing position, subject to appropriate performance during the Fellowship; and
- describe how the salary that was previously provided by You to the candidate will be used where the Future Fellowship candidate is Your existing employee.

Part E – Project Cost

E1 What is the proposed budget for the project?

(This question must be answered)

Outline the budget proposed for the project.

Ensure that your budget complies with the requirements of the grant guidelines. It is important that the Administering Organisation participating in this application has been added at Question A3 prior to entering information in the budget table.

- Do not commence entering information in the budget table until the Future Fellowship candidate and the Administering Organisation have been requested and have subsequently confirmed their participation on the proposed project.
- Do not include GST in your costs. The ARC will make GST adjustments to successful projects depending on whether the funding has been provided to a government-related or non-government-related entity.
- Government related entities generally do not pay GST on the funding transaction with the ARC, however, non-government-related entities which are liable to pay GST on the transaction with the ARC will receive base-funding plus GST.
- If your organisation is registered for GST and therefore able to claim input tax credits for the GST component in the cost of goods and services purchased in the course of carrying out the project, then the GST component of these costs should not be included in the project costs.

- Enter the amount of funding requested from the ARC in the ARC column. Funding must not be requested for items that are excluded. Refer to Sections 3, 5 and B2 and B4 of the grant guidelines for further information on budget items supported and not supported.
- Ensure that funding is requested at the correct level as the ARC will not provide additional funds to cover a budget that has not been planned adequately.
- An Administering Organisation may be awarded project funding of up to \$60,000 per annum (for 4 consecutive years).
- You must apply using the salary and stipend rates specified in the grant guidelines and RMS. Updated salary and stipend rates will be available on the [ARC website](#).

Note:

- The ARC reserves the right to determine the level of funding allocated to a project.
- Cash contributions from the Administering Organisation may also be entered in Part E.
- Do not build indexation into the amounts. Payments to the Administering Organisation will be automatically indexed at the time of payment for each year of the project.

ENTERING INFORMATION IN THE BUDGET TABLE

1) Ensure that the Future Fellowship candidate appears in the budget table:

- The Future Fellowship candidate's name should automatically appear in the budget table once they have been added as a participant and accepted the invitation generated by RMS.

Note: The Future Fellowship candidate must appear in the budget table before filling out the budget.

As per the grant guidelines, the Future Fellowship level should be selected according to the Future Fellowship candidate's academic level (or equivalent) at the grant opportunity closing date (and chosen at Question F15). For example, a researcher that is currently an Academic Level C must apply for a Future Fellowship Level 2.

Subsection B2.4 of the grant guidelines sets out the available salary levels which have been updated to the \$2021 salary and stipend rates available on the [ARC website](#) and shown below:

Current Academic Salary Level (or equivalent)	Future Fellowship salary level to be requested	Total
Level A and B	Level 1 (1.0 FTE)	\$163,598 (including 30 per cent on-costs)
Level C	Level 2 (1.0 FTE)	\$198,042 (including 30 per cent on-costs)
Level D and E	Level 3 (1.0 FTE)	\$232,481 (including 30 per cent on-costs)

Future Fellowship Salary levels are entered in the personnel budget category by choosing from the drop down list under 'Remunerated Participants' above the budget table.

The Level refers to the salary levels in the grant guidelines:

- Level A and B – Level 1 from year 1 annually for 4 years
- Level C – Level 2 from year 1 annually for 4 years
- Level D and E – Level 3 from year 1 annually for 4 years

Note: The budget question defaults to a Future Fellowship Level 1 salary.

E1. What is the proposed budget for your project? ⓘ

*There are rules around what funds can be requested from the ARC. You must adhere to the scheme specific requirements listed in the grant guidelines. Refer to the Instructions to Applicants for detailed instructions on how to fill out the budget section.
(This question must be answered)*

Remunerated Participants

Future Fellowship

Level 1 from year 1 annually for 4 years

Add Participant type

Higher Degree by Research stipend

Level 1 from year 1 annually for 4 years

Add

Year 1 Year 2 Year 3 Year 4

Description		Australian Research Council	Cash
Total			163,598
Personnel	+		163,598
(Future Fellowship)			163,598
Travel	+		
Field Research	+		
Equipment	+		
Maintenance	+		
Other	+		

2) Adding Higher Degree by Research Stipends

Future Fellowship Higher Degree by Research Stipend budget requests are entered in the personnel budget category by choosing from the drop down list under 'Add Participant type' above the budget table.

When selecting the Higher Degree by Research Stipend choose the appropriate level and commencement year from the drop down menu.

The Level refers to the length of the stipend being requested:

- Level 1 from year 1 annually for 4 years – 4 year stipend at \$28,612 per year starting in year 1
- Level 2 from year 1 annually for 3 years – 3 year stipend at \$28,612 per year starting in year 1
- Level 2 from year 2 annually for 3 years – 3 year stipend at \$28,612 per year starting in year 2
- Level 3 from year 1 annually for 2 years – 2 year stipend at \$28,612 per year starting in year 1

- Level 3 from year 2 annually for 2 years – 2 year stipend at \$28,612 per year starting in year 2
- Level 3 from year 3 annually for 2 years – 2 year stipend at \$28,612 per year starting in year 3

Click 'Add' and the Higher Degree by Research Stipend will be added to the budget table.

Any budget validation error messages will appear at the bottom of the page.

E1. What is the proposed budget for your project? ⓘ

*There are rules around what funds can be requested from the ARC. You must adhere to the scheme specific requirements listed in the grant guidelines. Refer to the Instructions to Applicants for detailed instructions on how to fill out the budget section.
(This question must be answered)*

Remunerated Participants

	Future Fellowship	Level 1 from year 1 annually for 4 years	
HDR	Higher Degree by Research stipend	Level 1 from year 1 annually for 4 years	X

Add Participant type

Higher Degree by Research stipend Level 1 from year 1 annually for 4 years Add

Year 1 Year 2 Year 3 Year 4

Description		Australian Research Council	Cash
Total			192,210
Personnel	+		192,210
(Future Fellowship)			163,598
HDR (Higher Degree by Research stipend)			28,612
Travel	+		
Field Research	+		
Equipment	+		
Maintenance	+		
Other	+		

Note: To remove a Higher Degree by Research Stipend from the budget table click on the 'x' under the Remunerated Participants.

Remunerated Participants

Dr Example	Future Fellowship	Level 1 from year 1 annually for 4 years	
HDR	Higher Degree by Research stipend	Level 1 from year 1 annually for 4 years	X

3) Adding Additional Personnel

- Enter any additional personnel under 'Personnel' in the budget table by clicking the '+' and entering the description in the dialogue box.
- Then click 'OK'. You will then be able to enter the amount of funding requested.

Note that HDR stipends should be entered as above, not typed in manually.

Please enter the item description

Research Assistant

To add additional personnel, click '+', enter the description in the dialogue box and click 'OK'.

Cancel OK

Remunerated Participants

Description	Australian Research Council	Cash
Total		192,210
Personnel	+	192,210
(Future Fellowship)		163,598
HDR (Higher Degree by Research stipend)		28,612
Travel	+	0

Add Participant type

Higher Degree by Research stipend

Level 1 from year 1 annually for 4 years

Add

Year 1 Year 2 Year 3 Year 4

Description	Australian Research Council	Cash
Total		192,210
Personnel	+	192,210
Ms Debbie Kirchner (Future Fellowship)		163,598
HDR (Higher Degree by Research stipend)		28,612
Research Assistant		0

4) 'Australian Research Council' column

- Enter the amounts in the ARC column against the relevant items for each year you will be seeking funding from the ARC.
- Use the budget table as a summary, using the broad categories listed. Details and justification of specific budget items must be provided in Question E2.
- Applicants should not enter indexation amounts. All amounts for each year should be entered as 2021\$. The ARC will calculate indexation on an annual basis and apply this to the funding amounts. Indexation does not represent additional funding; it is to cover the general annual increase in cost for funded items.

5) Budget Categories

- Budget items requested must be eligible costs under sections 3, 5, B2 and B4 of the grant guidelines.

Personnel

- Funding for Higher Degree by Research stipends must only be requested for students who will be enrolled at Eligible Organisations.

- Funding requests for Senior Research Associates, Research Associates and all other personnel must be requested at an appropriate salary level for the employing organisation at the time of submission. These can be grouped by institution or role (e.g. '2 x Senior Research Associates at University X'). Do not list each individual salary request on a separate line.
- Salaries must include a 30 per cent on-costs (excluding items such as extended leave and severance pay) to contribute to salary-related on-costs, including payroll tax, workers' compensation, leave loading, long-service leave, non-contributory and contributory superannuation.
- Details and justification of 'Personnel' and costings must be included in Question E2 and Question E3 as appropriate.

Travel

- Travel costs that are essential to the project can be requested up to \$100,000 over the project activity period. Travel and accommodation costs related to carrying out field research or carers' costs are not included in this \$100,000 limit. Refer to subsections 5.6 and B4.1 of the grant guidelines for further information.
- Do not include individual flights, travel allowance, conference costs etc. as line items. 'Travel' costs must be listed by trip only (e.g. Paris conference for 2 people) with full details and costings in Question E2 and Question E3 as appropriate.

Field Research

- Include costs associated with 'Field Research' that are essential to the project, including technical and logistical support, travel and accommodation costs. These costs must be fully justified in E2.
- Do not include individual 'Field Research' requests as line items. 'Field Research' costs must be listed by site visit only (e.g. Yass 10 days). Full details and justification and costings must be included in Question E2 and Question E3 as appropriate.

Equipment

- The Future Fellowships scheme will not fund budget items that do not directly support a research project as per section 5 of the grant guidelines.
- Funding will also not be provided for equipment or consumables that are considered to be for broad general use.
- Include a budget line item for each piece of equipment including the cost of the equipment and installation.
- Details and justification of 'Equipment' requests (including computing hardware and software items) and costings must be included in Question E2 and Question E3 as appropriate.

Note: It may be more appropriate to seek funding from the Australian Government for large or costly items of equipment through the ARC *Linkage Infrastructure, Equipment and Facilities* (LIEF) scheme. Refer also to the [LIEF Register](#).

Maintenance

- Include in this category consumables and items related to equipment maintenance.

- Do not include requests for purchasing computing equipment or hiring personnel for data preparation or programming. Include these under 'Equipment' or 'Personnel' as appropriate.
- Details and justification of 'Maintenance' requests (including consumables and items related to equipment maintenance) must be included in Question E2 and Question E3 as appropriate.

Other

- Items which can be included in the 'Other' budget category are those that cannot be appropriately placed in another category. Some 'Other' items include, but are not limited to, expert services of a third party, publication and dissemination costs and web hosting and development specific to the project.
- Other costs may include reasonable essential extraordinary costs to allow a participant who is a carer, or who themselves require care or assistance, to undertake travel essential to the project.
- Details and justification of requests in the 'Other' category must be included in Question E2 and Question E3 as appropriate.

6) Entering the Administering Organisation's Contributions

- The Administering Organisation budget should only include items that the Administering Organisation wishes to report that are above and beyond the requirements of the scheme.
- Do not enter in-kind contributions from the Administering Organisation in the budget table. Only cash contributions from the Administering Organisation may be entered into the budget table. If applicable, any in-kind contributions from the Administering Organisation may be referred to in the Statement by the Administering Organisation in D3 of the application.
- Details and justification of contributions must be included in E3 of the application.

Important: RMS only performs limited validation checks of budget compliance with the grant guidelines. It is the Administering Organisation's responsibility to ensure that the budget requirements are met before submission to the ARC.

E2 Justification of non-salary funding requested from the ARC

(This question must be answered)

The ARC budget justification information must not exceed 4 A4 pages. The uploaded PDF must:

- Use the same headings as in the Description column in the budget at E1 of the application.
- Fully justify each budget item requested in terms of need and cost. In justifying the budget, it is not sufficient to claim certain equipment or personnel costs as \$X. Rather, the budget justification should state, for example, that a full-time research assistant or technician with a specific level of expertise is required for 'x' months. The same level of explanation is required for all items being requested.

- Justify any funding being requested for major items of equipment. Requests for any major items of equipment are considered on merit. The Future Fellowship candidate should plan to use existing equipment wherever possible. If the Future Fellowship candidate is seeking funding for new equipment, describe how the equipment will be used and provide details of the manufacturer, supplier, cost and installation based on quotations obtained. Do not supply the quotations. For expensive pieces of equipment, the Future Fellowship candidate must justify the importance of the equipment to the research proposed and demonstrate that access to such equipment housed elsewhere is not practical. The Administering Organisation would be expected to contribute part of the funding required for expensive items of equipment.
- Requests for funding to cover the costs of domestic and international travel, including for reasons of fostering and strengthening collaborations in Australia and overseas, must be justified in full.

E3 Details of non-ARC contributions

(This question must be answered)

Provide an explanation of how non-ARC contributions will support the proposed project (upload a PDF of up to 2 A4 pages within the required format).

The uploaded PDF must:

- Use the same headings as in the Description column in the budget at E1 of the application.
- Provide details including what the Future Fellowship candidate will contribute to the project in relation to their time and any other contribution of their organisation.
- If there is no direct funding being provided by a participating organisation in cases where this could reasonably be expected, explain fully why no commitment has been made.

Part F – Participant Details including ROPE

Note: This is the largest section in the application form. Ensure that you **save regularly** while completing this section.

Ensure that your **RMS profile is up-to-date** as some personal details automatically populate into this Form Part.

All information contained in Part F is visible to the Administering Organisation on this application.

The Future Fellowship candidate listed in Question A2 will have a copy of this section automatically generated. If the Future Fellowship candidate has not created the draft application themselves, they will automatically receive an email directing them to accept or reject the invitation to participate on an application via RMS.

Some questions are automatically populated from the personal details in the Future Fellowship candidate's RMS profile. If the information in the profile needs updating it can be amended by logging into RMS and updating the Future Fellowship candidate's 'Person Profile' details.

F1 Personal Details

(This question must be answered)

This data is automatically populated from the Future Fellowship candidate's RMS profile.

Questions in Personal Details can only be answered by the Future Fellowship candidate. The Administering Organisation will not be able to edit the material personal interest information on behalf of the Future Fellowship candidate.

To update the 'Personal Details' section, click on the 'Manage Personal Details' link in Part F of the form. This will open a new browser tab where you can update the relevant information. Refresh the page once you return to the form to ensure information is updated.

Note:

The Future Fellowship candidate will be required to enter a mobile phone number in their RMS profile for Part F to validate. This phone number will not be visible to assessors, but will enable the ARC to contact Future Fellowship candidates if required.

The date of birth, country of birth, citizenship, material personal interests and Indigenous status information will not be visible in the PDF version of this form provided to assessors, but may be shared with other Commonwealth Entities.

All information contained in Part F is visible to the Administering Organisation on this application.

Are you currently receiving any financial support (cash or in-kind) for research related activities from a country other than Australia?

Note: The response to this question is not displayed in RMS to other participants on the application. Any changes to the answer to this question, can be done in your RMS profile. This question and the corresponding answer will not appear in the PDF version of this form.

Are you currently, or have you previously been, associated or affiliated with a talent recruitment program from a country other than Australia?

Note: The response to this question is not displayed in RMS to other participants on the application. Any changes to the answers to this question, can be done in your RMS profile. This question and the corresponding answer will not appear in the PDF version of this form.

Are you currently associated or affiliated with a government, political party, government owned enterprise, military or police organisation in a country other than Australia?

Note: The response to this question is not displayed in RMS to other participants on the application. Any changes to the answers to this question, can be done in your RMS profile. This question and the corresponding answer will not appear in the PDF version of this form.

Have you identified and disclosed any conflicts of interests in accordance with your Institution's conflict of interest policies and procedures?

Note: This question and the corresponding answer will not appear in the PDF version of this form.

Has the Future Fellowship candidate acknowledged the collection of personal information by the ARC?

Provide a response to the acknowledgement of data collection found within the Personal Profile of the Future Fellowship candidate.

The statement in the Personal Profile reads: By ticking the box, I acknowledge that personal information collected in my profile, including country of birth, date of birth, foreign relationships and conflict of interest declarations will be visible to staff who have administrative roles at both my administering organisation, and the administering organisation of any applications that I am named on, and the ARC may disclose this information to other government agencies for the purposes of grant administration and legislative compliance.

If this box is not ticked and the statement acknowledged you will not be able to be a named participant on an ARC grant application.

Note: This question and the corresponding answer will not appear in the PDF version of this form.

F2 Current country of residence

(This question must be answered)

Enter the Future Fellowship candidate's current country of residence. To choose the country first start typing the name into the text box and the list of countries will appear in the drop down list.

Click on the appropriate country name and then click 'Add'.

The screenshot shows the 'F2. Current country of residence' form. It includes a text box with 'a' entered, a dropdown list showing 'Adelie Land (France)', 'Afghanistan', and 'Aland Islands', and an 'Add' button. Red arrows and numbered boxes provide instructions: 1. Commence typing the country name and the drop down list will appear. 2. Click on the appropriate country. 3. Then click 'Add'.

Note: If the Future Fellowship candidate is not an Australian citizen, they must obtain a legal right to work and reside in Australia.

F3 Fields of Research (FoR-2020)

(This question must be answered)

This data is automatically populated from the Future Fellowship candidate's RMS profile.

To update the Field of Research (FoR) codes, the Future Fellowship candidate must amend their profile in RMS by clicking the 'Manage Expertise and Field of Research' link in the application form. This will open a new browser tab. When returning to the form ensure to 'Refresh' the page to capture the changes made to the profile.

The Future Fellowship candidate must have one or more (up to a maximum of 10) FoR codes in their profile to validate this question. The FoR codes in the Future Fellowship candidate's profile must be a reflection of that person's research expertise and may differ from the FoR codes listed for the application which is provided at Question B2. Information in this question is not used for the purpose of allocating peer reviewers to this application, it is to ensure your RMS profile is up-to-date.

Note: This question and the corresponding answer will not appear in the PDF version of the form.

F4 Expertise Text

This data is automatically populated from the Future Fellowship candidate's RMS profile (between 375 and 4000 characters, approximately 50 to 500 words).

To update the Expertise Text, the Future Fellowship candidate must amend their profile in RMS by clicking the 'Manage Expertise and Field of Research' link in the application form. This will open a new browser tab. When returning to the form ensure you 'Refresh' the page to capture the changes made to your profile.

Note: This question and the corresponding answer will not appear in the PDF version of the form, it is to ensure your RMS profile is up-to-date.

F5 Qualifications

This data is automatically populated from the Future Fellowship candidate's RMS profile.

To update any qualifications, the Future Fellowship candidate must amend their profile in RMS by clicking the 'Manage Qualifications' link in the application form. This will open a new browser tab. When returning to the form ensure to 'Refresh' the page to capture the changes made to the Future Fellowship candidate's profile.

F6 Research Load (non-ARC Grants and Research)

(This question must be answered)

Provide details of research funding from non-ARC sources (in Australia and overseas). For research funding from non-ARC sources, list all projects/applications/awards/fellowships awarded or requests submitted for funding for the years 2021 to 2026 inclusive.

- Use the table format below 'Funding from non-ARC sources' to create a list of relevant projects and/or applications in descending date order. Ensure that the text entered is still at 12 size font as per the formatting requirements in [Appendix C](#). Once completed, upload the list as a PDF.
- Support statuses (third column) are 'R' for requested support, 'C' for current support and 'P' for past support.
- Funding amounts are to be in thousands and in Australian dollars.
- The template table below has been formatted to fit the specified minimum margin requirement of 0.5cm.
- The project/application ID applies only to applications, current and past projects (including fellowships) funded by the National Health and Medical Research Council (NHMRC).

- Details should be provided for all non-ARC sources of funding.

Template with examples:

Funding from non-ARC sources

Description (All named investigators on any application or grant/fellowship in which the Future Fellowship candidate is involved, project title, source of support, scheme and round)	Same Research Area (Yes/No)	Support Status (Requested/Current/Past)	Application/Project ID (for NHMRC applications only)	2021 \$'000	2022 \$'000	2023 \$'000	2024 \$'000	2025 \$'000	2026 \$'000
Prof Joe Example, Prof Jane Sample	Y	C	n/a	205		100			
Dr Mary Test, Prof Joe Example	Y	C	n/a	175					

F7 What will the Future Fellowship candidate's time commitment be to research activities related to this project?

(This question must be answered)

It is a requirement for the Future Fellowship candidate to work a minimum of 0.8 full-time equivalent (FTE) of their time on research activities related to the Future Fellowship. If the Future Fellowship candidate enters less than 0.8 FTE the form will not validate.

Enter the Future Fellowship candidate's time commitment to this project as an FTE.

Note: FTE of 1.0 represents a full-time commitment (i.e. 5 days per week).

F8 Eligibility - Currently held ARC projects

- This data is automatically populated from the Future Fellowship candidate's RMS profile and will include any active project which has not yet had a Final Report approved and the project file closed by the ARC. If there are any concerns with the information recorded here, contact the Administering Organisation's Research Office.
- Currently held ARC projects can provide an indication of research performance and capacity and assist with ROPE.
- All active projects at the scheme-specific active project assessment date are taken into consideration for the purpose of determining a Future Fellowship candidate's

eligibility to apply for new funding. The active project assessment date means the date on which active project eligibility will be considered for project and application limits per named participant.

- An **active project** means a project that is receiving funding according to the terms of an existing Funding Agreement or grant agreement, or has any carryover funds approved by the ARC, or an approved variation to the project end date.
- Active projects are determined based on the project End Date in RMS at the time of the submission of an application. This date will be used to determine whether it is an active project for eligibility purposes.
- To be eligible to apply, the Future Fellowship candidate must have met all obligations, including submitting satisfactory progress and final reports, for previously funded projects. This question is automatically populated with the final report due dates and statuses for all currently held ARC projects to assist in determining a Future Fellowship candidate's eligibility.
- Note that final report dates, status and information for all projects the Future Fellowship candidate is listed on will be visible to the Administering Organisation Research Office submitting the application. This Office may choose to share the data with Administering Organisations of listed projects for the purposes of adhering to eligibility requirements under the grant guidelines.
- The list of current ARC projects includes all projects on which the candidate is named that have not been fully financially acquitted (via an End of Year Report), and/or projects that have not had the Final Report submitted to the ARC.
- While a Future Fellowship application will not be ruled ineligible if they contravene the Discovery Program limits, the Future Fellowship candidate will be required to nominate the applications they wish to withdraw or existing project(s) (or role(s)) to be relinquished should this application be successful in Question F18.

F9 Eligibility – Relevant Qualification

(This question must be answered)

Select the qualification which is most relevant to the application.

This qualification data is automatically populated from the Future Fellowship candidate's RMS profile. Select the qualification that is most relevant to this application by clicking on the check box next to the relevant qualification. Only one qualification can be chosen.

If the Future Fellowship candidate's qualification relevant to this application was awarded prior to 1 March 2007, they will need to submit evidence to your Deputy Vice-Chancellor (Research) regarding their career interruption prior to the submission of their application. The allowable career interruption will need to be listed in the grant guidelines.

F10 Eligibility – Does the Future Fellowship candidate hold a professional equivalent to a PhD as certified by the Administering Organisation?

(This question must be answered.)

This is a 'Yes' or 'No' question.

Where the Future Fellowship candidate does not hold a PhD, evidence must be provided to the Administering Organisation, and the Administering Organisation must certify that the Future Fellowship candidate holds a professional equivalent to a PhD.

F11 Are you utilising the one-year eligibility extension due to COVID-19?

This is a 'Yes' or 'No' question.

This question is only applicable to applicants who were in their final year of eligibility for FT21 round and did not submit an application for that round.

Researchers who were in their final year of eligibility for FT21 round and chose not to apply in that round can utilise the automatic one-year extension to apply in this round (FT22).

Note that applicants who applied in FT21 and were in their final year of eligibility **cannot apply** for both the FT21 and FT22 rounds. To determine if you are eligible to utilise the automatic one-year extension announced in 2020 please refer to the [ARC Pre Award Guidance for preparing applications: Responding to the impact of COVID-19](#) page on the ARC website.

F12 Eligibility - Has the Future Fellowship candidate been granted an extension by the Administering Organisation, to the eligibility period due to a significant career interruption as outlined in the grant guidelines?

(This question must be answered)

If the Future Fellowship candidate's qualification relevant to this application (listed in Question F9) was awarded prior to 1 March 2007 and they have had a significant career interruption (as listed in the grant guidelines), the Future Fellowship candidate will need to seek an extension to the eligibility period through their Deputy Vice-Chancellor (Research) (DVCR).

This is a 'Yes' or 'No' question:

- If 'Yes' Questions F13 and F14 will be enabled and you will be required to specify the type(s) of career interruption claimed and the total period of the extension claimed.
- If 'No' Questions F13 and F14 will be greyed out.

F13 Eligibility - Select the category of career interruption claimed (more than one may be selected)

This question will only be required if 'Yes' is chosen in F12.

The drop down menu lists all types of career interruption allowable under the grant guidelines. Choose all types of career interruptions which have been claimed in the application for extension to the Future Fellowship candidate's qualification as certified by the Deputy Vice-Chancellor (Research) or equivalent.

Select a type of career interruption and click 'Add'.

Select one or more of the following:

- Disruption due to international relocation - a period of time commensurate with the interruption not exceeding three months per international relocation
- Caring responsibilities - a period of time commensurate with the interruption
- Disaster management and recovery - a period of time commensurate with the interruption

- Limited or no access to facilities and resources - such as through workplace interruptions - a period of time commensurate with the interruption
- Medical conditions - a period of time commensurate with the interruption
- Non-research positions, not concurrent with research employment - a period of time commensurate with the interruption
- Parental leave - a period of time commensurate with the interruption
- Unemployment - a period of time commensurate with the interruption
- Primary carer of a dependent child - up to two years, inclusive of parental leave, for each dependent child. If required, an additional period of time commensurate with the interruption.

F14 Eligibility - What is the total period of extension that the Future Fellowship candidate has claimed?

This question will only be required if 'Yes' is chosen in F12.

Select the period of time which most closely equals the total period of extension claimed.

F15 Eligibility - What is the Future Fellowship candidate's current academic level?

(This question must be answered.)

Select the Future Fellowship candidate's current academic level from the menu below. If the Future Fellowship candidate is not employed at an Australian university, is an international researcher OR has chosen a salary level which does not align with their academic level because they have experienced significant interruptions to their academic career, due to family responsibilities as primary care giver and/or due to working with a relevant industry, select 'Other'. If 'Other' is selected and upload a letter from the DVCR or equivalent justifying the salary level requested in the Project Cost Part of the application must also be uploaded at Question F16.

As per the grant guidelines, in the Project Cost budget question, the correct Future Fellowship Salary Level must be selected according to the Future Fellowship candidate's current academic level. This means that in Part E:

- Level A and B should choose Future Fellowship Level 1 Salary Level
- Level C should choose Future Fellowship Level 2 Salary Level
- Level D and E should choose Future Fellowship Level 3 Salary Level

Current Academic Salary Level (or equivalent)	Future Fellowship salary level to be requested	Total
Level A and B	Level 1 (1.0 FTE)	\$163,598 (including 30 per cent on-costs)
Level C	Level 2 (1.0 FTE)	\$198,042 (including 30 per cent on-costs)
Level D and E	Level 3 (1.0 FTE)	\$232,481 (including 30 per cent on-costs)

F16 Eligibility - Academic level justification

(This question must be answered)

Upload a letter from the DVCR or equivalent justifying the salary level requested in the Project Cost Part of the application. This question is only mandatory if you have selected 'Other' because the Future Fellowship candidate is not employed at an Australian university, is an international researcher OR has chosen a salary level which does not align with their academic level because they have experienced significant interruptions to their academic career due to family responsibilities as primary care giver and/or due to working with a relevant industry (up to one A4 page).

Note:

- Where the Future Fellowship candidate is not employed at an Australian university at the time of application, or is an international researcher, the academic level applicable must be fully justified by the Deputy Vice-Chancellor (Research) or equivalent.
- Where the Future Fellowship candidate has experienced significant interruptions to their academic career due to family responsibilities as primary care giver and/or due to working with a relevant industry they may choose the most appropriate salary level. The circumstances of the career interruption and chosen salary level must be justified and certified by the Deputy Vice-Chancellor (Research) or equivalent.

F17 Eligibility - Current Research Fellowship or Award funded by other Australian Government agencies

(This question must be answered)

Does the Future Fellowship candidate hold a current Research Fellowship or Award funded by other Australian Government agencies?

This is a 'Yes' or 'No' question.

Indicate whether or not the Future Fellowship candidate holds a current Research Fellowship or Award. This does not include ARC Fellowships or Awards.

Only list Fellowships and Awards from other Australian Government agencies.

If answered 'Yes' to this question, provide:

- the name of the Fellowship or Award;
- the name of the Funding Agency/Organisation of the Fellowship or Award;
- the year that the Fellowship was awarded; and
- the expected completion date for each Fellowship or Award held.

If the Future Fellowship candidate holds multiple Research Fellowships or Awards enter them by selecting 'Add answer'.

A Future Fellowship candidate cannot concurrently hold more than one ARC Award or Fellowship, and a holder of an ARC Award or Fellowship cannot concurrently hold a Fellowship from other Australian Government agencies.

The Future Fellowship candidate may not engage in other professional employment during the project activity period without prior approval from the ARC.

If the answer is 'No', no additional information will be required.

F18 Eligibility - Project Relinquishment or Application Withdrawal

ARC grant guidelines specify the limits on the number of applications and projects per named participant.

This question will be activated where a Future Fellowship candidate will exceed ARC project limits at the grant opportunity closing date, if this application is successful. While the application can be submitted, project limits must be met under the grant guidelines before the project can start. Project limits can be met by relinquishing existing active project(s), or relinquishing role(s) on existing active projects, or withdrawing application(s) that would exceed the project limits. This does not need to occur until all applications are announced.

Please refer to the Grant Guidelines for more information regarding the limits on the number of applications and projects per named participant.

Provide applications/Project ID(s) for the applications/projects the Future Fellowship candidate has nominated in order to meet the project limits and what is intended (application withdrawal, project relinquishment, role relinquishment on project, project end date amendment). Provide applications/Project ID(s) and the intention for each separated by a comma.

If this question is not applicable to the participant, the question will be greyed out and is not required to be completed.

Failing to provide this information will jeopardise the eligibility of the applications.

F19 Research Opportunity and Performance Evidence (ROPE) - Current and previous appointment(s)/position(s) – during the past 10 years

This data is automatically populated from the Future Fellowship candidate's RMS profile.

To update any details in this table, click on the 'Manage Employment Details' link in this question. This will open in a new browser tab. When returning to the form ensure to 'Refresh' the page to capture changes made to the Future Fellowship candidate's profile.

- Provide details of academic, research, professional and industry experience during the past 10 years.
- Specify start date and end date of each position (if known).
- Select an organisation for each position.

Note: 'During the past 10 years' is from 1 January 2012.

F20 Research Opportunity and Performance Evidence (ROPE) – Career Interruptions

(This question must be answered)

Has the Future Fellowship candidate experienced a significant interruption that has impacted on research opportunity?

Read the [ROPE Statement](#) on the ARC website before filling out this section.

This is a 'Yes' or 'No' question.

If the answer is 'Yes' to this question you will be prompted to provide the dates and details for each significant interruption (up to 500 characters, approximately 75 words).

The interruption categories that can be selected from the drop down menu are:

- Caring and parental responsibilities
- Disaster management and recovery
- Limited or no access to facilities and resources – such as through workplace interruptions
- Medical conditions/disability/misadventure
- Non-research employment
- Unemployment
- Community obligations, including Aboriginal and/or Torres Strait Islander cultural practices and protocols
- Other

Add each period of interruption separately. Click 'Add answer' to include additional interruptions.

Note: All applications submitted to the ARC must be certified by the Deputy Vice-Chancellor (Research) (DVCR) or their delegate or equivalent in the Administering Organisation. The DVCR does not need to provide any additional certification for this question.

Personal or confidential information relevant to the career interruptions should not be included in the application form. For example, do not include detailed medical information if the interruption was due to a medical condition. The information can be provided to the Administering Organisation and certified by the DVCR through the certification provided for the full application.

F20. Research Opportunity and Performance Evidence (ROPE) - Career Interruptions ⓘ

*You must read the ROPE Statement <http://www.arc.gov.au/arc-research-opportunity-and-performance-evidence-rope-statement> before filling out this section.
(This question must be answered)*

Has the Future Fellowship candidate experienced a significant interruption that has impacted on research opportunity?

Yes

From when

• This item must be answered

To when

• This item must be answered

FTE of career interruption

Enter FTE

• This item must be answered

Interruption Category

• This item must be answered

Details

0 characters. 500 characters maximum.

• This item must be answered

F21 Research Opportunity and Performance Evidence (ROPE) - Details of the Future Fellowship candidate's career and opportunities for research, evidence of research impact and contributions to the field, including those most relevant to this application

(This question must be answered)

Upload a PDF of up to 5 A4 pages and in the format described in [Appendix C](#) of these instructions. The PDF must provide the following information that is relevant to the Future Fellowship candidate's circumstances and opportunities in the order set out below:

- AMOUNT OF TIME AS AN ACTIVE RESEARCHER
- RESEARCH OPPORTUNITIES
- RESEARCH ACHIEVEMENTS AND CONTRIBUTIONS

AMOUNT OF TIME AS AN ACTIVE RESEARCHER

Provide:

- The number of years since the Future Fellowship candidate graduated with their highest educational qualification.

- A total FTE figure for periods of significant career interruption during that period.

For example, “I was awarded my PhD (x) years ago in (year) and in that period I have experienced a total of 2 years (at X.X FTE) of career interruptions”.

RESEARCH OPPORTUNITIES

Provide details, relative to the Future Fellowship candidate’s specific opportunities considerations (both negative and positive) and the effect this has had on their research. This may include:

- The research opportunity the Future Fellowship candidate has had in the context of their employment situation, including employment outside academia, any unemployment or part-time employment they may have experienced, and the research component of their employment conditions.
- A description of the Future Fellowship candidate’s role:
 - If the Future Fellowship candidate is university-based, indicate as appropriate the percentage of their current role(s) in research-only, teaching and research, teaching-only, teaching and administration, research and administration, administration-only academic, researcher in business, program or project manager or other business role, giving any additional information (for example, part-time status) needed to understand their situation. Give an indication of what percentage of time they have spent in those roles; or
 - If the Future Fellowship candidate is industry based, indicate as appropriate the percentage of their current role in industry, research and administration, researcher in business, program or project manager or other business role, giving any additional information (for example, part-time status) needed to understand their situation. Give an indication of what percentage of time they have spent in those roles.
- The research mentoring and research facilities that have been available to the Future Fellowship candidate during their career.
- Any other aspects of the Future Fellowship candidate’s career or opportunities for research that are relevant to assessment and that have not been detailed elsewhere in this application (e.g. any circumstances that may have slowed down their research and publications or affected the time they have had to conduct and publish their research).

RESEARCH ACHIEVEMENTS AND CONTRIBUTIONS

Provide a statement outlining any further evidence of the Future Fellowship candidate’s achievements and significant contributions to the field. This can include:

- Prizes, honours and awards
- Research supervision, mentoring and advice
- Invited keynote and speaker addresses
- Research income
- Commercial outcomes such as patents, IP licences and resulting benefits
- Identifiable benefits outside of academia
- Other professional activities

- Describe how the Future Fellowship candidate's research has led to a significant change or advance of knowledge in their field and outline how their achievements will contribute to this application.

Note that F22 provides an opportunity to describe the contribution or significance of the Future Fellowship candidate's research outputs. This section should be devoted to other outputs.

Note: This should not include information presented in the following sections.

F22 Research Opportunity and Performance Evidence (ROPE) – Research Outputs Context

(This question must be answered)

Research context: Provide clear information that explains the relative importance of different research outputs and expectations in the Future Fellowship candidate's discipline/s.

The information should help assessors understand the context of the Future Fellowship candidate's research achievements but not repeat information already provided in this application.

It is helpful to include the importance/esteem of specific journals in their field; specific indicators of recognition within their field such as first authorship/citations, or the significance of non-traditional research outputs.

If preprints or comparable resources are cited, these should be explicitly identified in the reference list by including [PREPRINT OR COMPARABLE] after the reference. The reference should include a DOI, URL or equivalent, version number where available and/or date of access, as applicable. Please see [Appendix A](#) for more information.

Your response to this question may be up to 3750 characters, approximately 500 words.

F23 Research Opportunity and Performance Evidence (ROPE) – Research Outputs Listing including 10 Career-Best Research Outputs

The data is populated from the 'Research Outputs' section within the Future Fellowship candidate's RMS profile. The Future Fellowship candidate will have the flexibility to choose and add which outputs to include the application.

Research Output – includes all products (including pre-prints or comparable resources) of an ARC funded research Project that meet the definition of Research. For information on what the ARC defines as a Research Output, refer to the [ARC Open Access Policy](#).

For instructions on how to add research outputs to a user's profile in RMS, refer to the User Guide - [Research Outputs in RMS—Instructions for adding Research Outputs to your RMS Profile](#). For how to add preprints or comparable resources see [Appendix A](#).

Provide a list of research outputs marking those that are most relevant to this application categorised under the following headings: 10 career-best research outputs; Authored books; Edited books; Book chapters; Refereed Journal articles; Fully refereed conference proceedings; Additional research outputs (including non-traditional research outputs and preprints or comparable resources). CVs and theses should not be included in this list. The Future Fellowship candidate's 10 career-best research outputs should not be repeated under subsequent headings.

Include up to 100 research outputs and fully reference each research output listed.

Note: Mathematical and other symbols will not be displayed in the Research Outputs sections of RMS. You can however preview the citations by clicking the PDF link which will display the symbols correctly.

Note: Preprints or comparable resources can be included in the Research Output list but must be entered manually in the Future Fellowship candidate's RMS profile as the category "additional research output". Preprints or comparable resources should be explicitly identified as such by including **[PREPRINT OR COMPARABLE]** at the end of the reference. See [Appendix A](#) on how to add preprints or comparable resources into your RMS profile.

Research output listing: To indicate the 10 career-best research outputs enter numbers 1 up to 10 in the 'Rank' column. To indicate research outputs that are relevant, tick the 'Relevant' checkbox which will add an asterisk against that research output.

To add research outputs to the application:

- To import all research outputs, click on the 'Search' button. Use the drop down list to select the specific category and/or source to import only.

Note: RMS will not prevent the entry of duplicate records and it is the responsibility of applicants to manage this. Users will have the flexibility to choose research outputs for listing in their grant applications. For instruction on how to add research outputs to a user's profile in RMS, refer to the User Guide: *Research Outputs in RMS-Instructions for adding Research Outputs to your RMS Profile* available on the [ARC website](#).

F23. Research Opportunity and Performance Evidence (ROPE) – Research Outputs Listing including 10 Career-Best Research Outputs ⓘ

Provide a list of research outputs marking those that are most relevant to this application categorised under the following headings: 10 career-best research outputs; Authored books; Edited books; Book chapters; Refereed Journal articles; Fully refereed conference proceedings; Additional research outputs (including non-traditional research outputs and preprints or comparable resources). CVs and theses should not be included in this list. The Future Fellowship candidate's 10 career-best research outputs should not be repeated under subsequent headings (up to 100 research outputs).

Research Outputs Listing

To indicate the 10 career-best research outputs enter numbers 1 up to 10 in the 'Rank' column. To indicate research outputs that are relevant, tick the 'Relevant' checkbox which will add an asterisk against that research output.

Search for Research Outputs

Research output data is sourced from your RMS profile. (Manage Research Outputs) Note: after updating research output data, please refresh or save the data.

Search [] All Categories [v] All Sources [v] Search []

All Sources
ORCID
ORCID+
BIBTEX
RMS
DOI

- To add research outputs tick the 'Select' checkbox or the 'Select all' button. Click on 'Add selected' button. To remove the research output from the listing click on the 'Remove' button.

Note: On saving, the ranked outputs will appear first and in order of rank.

- Research outputs relevant to the application can be indicated by ticking the 'Relevant' checkbox. This will add an asterisk against that research output in the PDF.

Note: The asterisk only appears in the Research Outputs PDF and application PDF.

- ARC funding details are added to the research output in the Future Fellowship candidate's profile or can be added by clicking on the 'Additional Details' button.
- To view the Research Outputs PDF, click on the 'View generated Research Outputs PDF'.

Note: The author display is automatically defaulted to show 5 authors against each Research Output. The number of authors displayed can be increased to a maximum of 40. To increase the number of authors to be displayed, enter in the desired number under 'Maximum number of authors displayed in each reference'.

F24 Research Opportunity and Performance Evidence (ROPE) - Detail the number of students the Future Fellowship candidate has supervised over the last 5 years

(This question must be answered)

Provide the details of students the Future Fellowship candidate has supervised over the last 5 years (up to 350 characters, approximately 50 words).

F25 Certification by the Future Fellowship candidate

Only the Future Fellowship candidate in this form part will be able to provide a response to this question.

This question replaces the participant certification previously required as part of certification documentation sourced and held by the Administering Organisation.

The application form will not validate if 'No' is selected.

The Future Fellowship candidate must review and confirm the accuracy of all information contained in this application, including information entered within your RMS profile to be eligible to participate on this application.

This question and the corresponding answer will not appear in the PDF version of this form.

By selecting 'Yes' the Future Fellowship candidate agrees to the following statements regarding their application:

I certify that:

- i) all the details in this application are accurate and complete, including information contained in my ARC Research Management System personal profile;
- ii) proper inquiries have been made and I am satisfied that I meet the eligibility criteria as specified in the grant guidelines;
- iii) as a participant listed on the application I have responsibility for the authorship and intellectual content of this application, and have appropriately cited sources and acknowledged significant contributions, including third parties, where relevant.
- iv) I have complied with the grant guidelines, and the scheme specific Instructions to Applicants and if the application is successful I agree to abide by the relevant Commonwealth grant agreement;
- v) I understand and agree that all statutory requirements must be met before the proposed research can commence;

- vi) I have notified the Administering Organisation of all material personal and financial interests and actual or perceived Conflicts of Interest I may have in relation to the application and I undertake that I will notify the Administering Organisation of any personal material interests or Conflicts of Interest which arise subsequent to the submission of the application and will update my personnel details in my ARC Research Management System profile; and
- vii) I will notify the Administering Organisation if there are any changes in my circumstances which may impact on my eligibility to participate in, or ability to perform, the project subsequent to the submission of this application.

Important: If the ARC considers that an application is incomplete, inaccurate or contains false or misleading information, the ARC may in its absolute discretion decide to recommend that the application not be approved for funding.

5. Submitting the Application to the Research Office

Once all form components of the application are completed and saved, the application header should be validated and have changed from red (invalid) to green (valid).

A) Administrative Summary (Invalid)

B) Classifications and Other Statistical Information (Invalid)

C) Project Eligibility (Invalid)

D) Project Description (Invalid)

E) Project Cost (Invalid)

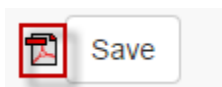
F) Participant Details including ROPE

Before submitting the application to the Research Office, the Future Fellowship candidate must review all components to ensure the information to be submitted is complete and valid.

When you are ready to submit the application to the Research Office return to the Action Centre home page and click on 'Submit to Research Office'.

Note: Many users will be attempting to submit concurrently as the deadline approaches for each round. Allow sufficient time to complete and submit applications before the closing time. As the time on a computer server may differ slightly from the ARC servers, submission should **not** be delayed until the last possible moment. Note that Research Offices may impose their own internal deadlines on researchers to submit applications.

The candidate and Research Office staff who wish to generate a PDF so that they can keep a hard copy of the submitted application may generate a PDF by selecting the PDF icon next to the 'Save' button (top right).



Appendix A – Preprints or comparable resources

Preprints or comparable resources can be included in any part of an application. This includes within the Research Outputs list and the body of an application.

An application will not be deemed to be ineligible for the citing and listing of preprints or comparable resources. Recognising that their citation can be a crucial part of research discourse, the suitability and relevance of citations and research outputs are best considered by the assessors and panels in determining the quality and novelty of the proposed research.

A preprint or comparable resource is a scholarly output that is uploaded by the authors to a recognised publicly accessible archive, repository, or preprint service (such as, but not limited to, arXiv, bioRxiv, medRxiv, ChemRxiv, Peer J Preprints, Zenodo, GitHub, PsyArXiv and publicly available university or government repositories etc.). This will include a range of materials that have been subjected to varying degrees of peer review from none to light and full review. Ideally, a preprint or comparable resource should have a unique identifier or a DOI (digital object identifier). Any citation of a preprint or comparable resource should be explicitly identified as such and listed in the references with a DOI, URL or equivalent, version number and/or date of access, as applicable.

Inclusion of preprints or comparable resources within the body of the application should comply with standard disciplinary practices for the relevant field.

How to Add Preprint or comparable resource to the Researchers RMS user profile

NOTE: Preprint or comparable resource format is only possible for the “Additional Research Output” type.

- To add a preprint or comparable resource select Additional Research Output, then select “Yes” under “Free Form Citation”.

The screenshot shows a web form for adding a preprint or comparable resource. It has a title bar 'Type' with a dropdown menu set to 'Additional Research Output'. Below this is a section 'Free Form Citation' with a dropdown menu set to 'Yes'. Underneath is a large text area for 'Citation'. A red banner below the text area says 'Citation is required'. At the bottom is a 'Date' field with a placeholder '-----'. At the very bottom are 'Save' and 'Close' buttons.

- Enter relevant text and date (Month and Year). The citation text will allow up to 4000 characters.
- A preprint or comparable resource should be explicitly identified [PREPRINT OR COMPARABLE] Click “Save”.
- The citation will display in the Manage Outputs list.

Category	Reference	Funding Details	Source	Actions
<input type="checkbox"/> Additional Research Output	Unspecific preprint or comparable resource citation text unspecific preprint or comparable resource citation text unspecific preprint or comparable resource citation text [PREPRINT OR COMPARABLE]		RMS	Edit Details Delete Delete Permanently

Note: Only the citation text will display in the RMS outputs list or render into the PDF. To have the date display, include it within the citation text.

Search for Research Outputs

Research output data is sourced from your RMS profile. (Manage Research Outputs) Note: after updating research output data, please refresh or save the form to capture the latest data.

Search Additional Research Output All Sources

Select	Category	Reference	Funding	Source	Actions
<input type="checkbox"/>	Additional Research Output	unspecific preprint or comparable resource citation text unspecific preprint or comparable resource citation text unspecific preprint or comparable resource citation text [PREPRINT OR COMPARABLE]		RMS	Add Edit Details

- Once included the citation will appear in the Additional Research Outputs list in the application as below.

Additional Research Outputs

[1] Unspecific preprint or comparable resource citation text unspecific preprint or comparable resource citation text unspecific preprint or comparable resource citation text [PREPRINT OR COMPARABLE].

Edit a manually added Research Output

- Navigate to the RMS Login page: <https://rms.arc.gov.au>
- From the Person Profile section, select Research Outputs
- Against the Research Output that you wish to edit, click on the Edit button
- Make the required edits and click the Save button

Note: Not all the fields available in manual entry will render into the application PDF, and not all fields are relevant to each output category. The ARC is applying the Harvard Author-Date style to format outputs into the PDF. (The Style Manual for Authors, Editors and Printers Sixth Edition page 188 has details.)

The Notes field renders into the application PDF for the “Additional Research Outputs” Category. Although it is not available for “Unspecified Outputs”.

How to Add Preprint or comparable resource to an application

To add research outputs to the application:

- To import all research outputs, click on the ‘Search’ button. Use the drop down list to select the specific category and/or source to import only.

Note: RMS will not prevent the entry of duplicate records and it is the responsibility of applicants to manage this. Users will have the flexibility to choose research outputs for listing in their grant applications. For instruction on how to add research outputs to a

user's profile in RMS, refer to the User Guide: *Research Outputs in RMS-Instructions for adding Research Outputs to your RMS Profile* available on the [ARC website](#).

F23. Research Opportunity and Performance Evidence (ROPE) – Research Outputs Listing including 10 Career-Best Research Outputs ⓘ

Provide a list of research outputs marking those that are most relevant to this application categorised under the following headings: 10 career-best research outputs; Authored books; Edited books; Book chapters; Refereed Journal articles; Fully refereed conference proceedings; Additional research outputs (including non-traditional research outputs and preprints or comparable resources). CVs and theses should not be included in this list. The Future Fellowship candidate's 10 career-best research outputs should not be repeated under subsequent headings (up to 100 research outputs).

Research Outputs Listing

To indicate the 10 career-best research outputs enter numbers 1 up to 10 in the 'Rank' column. To indicate research outputs that are relevant, tick the 'Relevant' checkbox which will add an asterisk against that research output.

Search for Research Outputs

Research output data is sourced from your RMS profile. (Manage Research Outputs) Note: after updating research output data, please refresh or save the data.

Search All Categories All Sources Search

- To add research outputs, tick the 'Select' checkbox or the 'Select all' button. Click on 'Add selected' button. To remove the research output from the listing click on the 'Remove' button.

Note: On saving, the ranked outputs will appear first and in order of rank.

- Research outputs relevant to the application can be indicated by ticking the 'Relevant' checkbox. This will add an asterisk against that research output in the PDF.

Note: The asterisk only appears in the Research Outputs PDF and application PDF.

- ARC funding details are added to the research output in the Future Fellowship candidate's profile or can be added by clicking on the 'Additional Details' button.
- To view the Research Outputs PDF, click on the 'View generated Research Outputs PDF'.

Appendix B – Adding an ORCID iD to an RMS account

RMS users are now able to link an ORCID iD to their RMS User Profile. The functionality will connect directly to ORCID, and will allow the user to link a current ORCID account or will provide them with the ability to create an ORCID account.

At this stage, it will not be mandatory for Applicants to have an ORCID iD listed within their RMS account. Additionally, this will simply link RMS to the user's ORCID account and will allow the ARC to view any public information. No information from the user's ORCID account will be utilised in other parts of RMS at this stage.

Your ORCID iD and information will not appear in the application form and will not be used for assessment purposes, therefore it is important that all questions in the application form are answered.

Instructions on how to add an ORCID iD to a user's account:

- Login to RMS at <https://rms.arc.gov.au/>
- From the Person Profile section, select Personal Details



- Under the ORCID ID section of the Personal Details page, select the Create or Connect your ORCID ID button



A new window will open, allowing the user to sign in to their ORCID account or to register for a new ORCID account.



- Once the user has entered their account details, a message will prompt the user to authorise RMS to read their limited-access information.

The same function is available on the Research Output page in a user's RMS profile.



- Once the user has authorised, RMS will confirm and the user can close the window.



Appendix C - Format

Write in plain English and comply strictly with the application format and submission requirements.

All pages of additional text (uploaded in PDF form) must be as follows:

- Black type or occasional coloured type for highlighting purposes.
- Single column.
- White A4 size paper with at least 0.5 cm margin on each side and at top and bottom.
- A highly legible font type must be used before converting to PDF such as: Arial, Helvetica, Palatino and Times New Roman subject to them being an equivalent sized font to 12 point Times New Roman. Variants such as mathematical typesetting languages may also be used.
- Text included in figures, tables or pictures must also be equivalent sized font to 12 point Times New Roman. **Note:** *In judging the equivalence (or otherwise) of text within figures, tables or pictures, keep in mind the intent behind this font size requirement, i.e. to ensure that no application is afforded a material advantage over other applications by inserting substantially more information into their applications through using text that is less than 12 point font. For example, a structural diagram that includes atom labels as part of the image would be acceptable, but images that contain lengthy descriptive text (e.g. paragraphs of small font information) would not comply with the font size requirements.*
- Only references can be in equivalent sized font to 10 point Times New Roman.
- Comply strictly to page limits designated for each part of the application.
- The inclusion of webpage addresses/URLs and hyperlinks should only be used under certain circumstances such research outputs that are only available online and letters of support. Webpage addresses/URLs and hyperlinks should not be used to circumvent page limits, nor should they provide information that is not contained in the application. All information relevant to the application must be contained within the application.
- Applicants should only include information which is pertinent to the research and note that colour graphs, colour photographs, detailed graphics and grey scale objects may be reproduced in black and white and should be both necessary and appropriate.
- Additional text uploaded as PDF may appear slightly reduced in size due to the RMS formatting of the attachments to include page numbers. Additional text uploaded in PDF form should be directly generated rather than scanned to maximise the quality of reproduction.
- Applicants should avoid using advanced PDF editing functionality such as the addition of textboxes, as this may not be supported in RMS. Applicants should carefully check that any changes made to a PDF document appear correctly in the application PDF in RMS.
- The ARC reserves the right to seek an original electronic copy of documents uploaded into the application to determine that the text meets these requirements.

Note: Information such as citations or public recognition may be considered for inclusion in relevant sections if suitable.

Appendix D – Addressing the National Interest Test

- Statements should explain in plain English the research activities outcomes being proposed and what the outcomes of the research deliver so that it is accessible to the Australian community.
- Statements must be clear and understandable to lay individuals not disciplinary experts—check the readability of NIT Statement text before submitting.
- Statements must be between 750 and 1125 characters (between approximately 100 and 150 words).
- Statements must be reasonable—that is, realistic and specific to the research project being proposed (not to the discipline at large, nor simply to training a workforce) and logical.
- Do not overstate the outcomes of the research when the outcomes are unlikely to solve all of a major problem, but instead contribute to the solution.
- NIT Statements will be made public—they need to be persuasive that public funding should be used to support the proposed research.
- NIT statements must be stand-alone statements—they may not always be read in tandem with application summaries and project titles.
- Acronyms should be avoided or spelt out within NIT Statements.
- Pay careful attention to the writing and grammar (this will not be corrected by the ARC).
- NIT Statements must provide an adequate explanation of the benefit to [a part of] the Australian community that is beyond the intrinsic value of undertaking the research or the reputation of a particular research discipline.
- Types of benefits that could be included are:
 - Contributions to society's understanding of the significance of an important historical event/cultural tradition
 - Contributions to the capacity to address environmental challenges in a specific context
 - New knowledge with the potential to improve public health initiatives
 - Preliminary measures of the success/otherwise of a potential policy initiative
 - Insights into educational processes that assist with programs to improve literacy/numeracy
 - Cross cultural understandings that improve international relations/exchanges of knowledge
 - Policy initiatives to increase the efficiency of public expenditure on health and/or welfare
 - Improvements to social cohesion/inclusion in challenging social contexts
 - Enhanced skill development required to support the growth of specific industries
 - Contributions to the development of a new product/industry with longer term employment/export benefits

- More efficient production methods, reducing resource input and improving competitiveness
- Relationship between proposed research to policy or government initiatives, or to industry value (citing \$ values, or reports/commissions, etc).
- The following should not be the sole rationale for why the proposed research is being undertaken:
 - Enhancing the discipline's reputation
 - Training of the research workforce (this could be linked to outcomes and their value)
 - Production of academic publications (this is an output)
 - Utilisation of existing equipment (the sunk cost fallacy).
- If the proposed research is about an international matter, it is important that the NIT Statement strongly relates the research outcomes to Australia's role and the impact for Australia.