



UNIVERSITY
OF WOLLONGONG
AUSTRALIA

UOW in Numbers

December 2019



Contents

RANKINGS	02
<hr/>	
STUDENT STATISTICS	05
<hr/>	
STUDENT EXPERIENCE	09
<hr/>	
STAFF	11
<hr/>	
RESEARCH	12
<hr/>	
FINANCE	14

World rankings

QUACQUARELLI SYMONDS (QS) WORLD UNIVERSITY RANKINGS

16

Top 50 Under 50 Years

QS SUBJECT RANKINGS

TOP 20

Engineering
(Mineral & Mining)

TOP 100

Engineering (Civil &
Structural)
Materials Science
Nursing

TOP 150

Communication & Media
Studies
Earth & Marine Sciences
Education
Geography

212

Equal World Ranking

TOP 200

Accounting & Finance
Agriculture & Forestry
Business & Management
Studies
Chemistry
Economics & Econometrics
Engineering - Electrical &
Electronic
English Language &
Literature
Environmental Sciences
Law and Legal Studies
Statistics & Operational
Research

GRADUATE EMPLOYABILITY RANKING

171-180

TIMES HIGHER EDUCATION RANKINGS

29

Top 100 Under 50 Years

201-250

World Ranking

TOP 100

Engineering
Law

TOP 200

Arts & Humanities
Education
Physical Sciences

WORLD UNIVERSITY IMPACT RANKING 2019

EQUAL 13TH

ACADEMIC RANKING OF WORLD UNIVERSITIES

201-300

World Rank (est. 220)

National rankings

2ND National Impact ranking

10TH Academic Ranking of
World Universities (GUG)

11TH QS Australian University
Ranking

12TH QS Australian University
Ranking in Graduate
Employability

13TH Times Higher Education
Australian Ranking

GOOD UNIVERSITIES GUIDE 2020

UOW was rated the #1 university in
NSW in the 2020 Good Universities
Guide and achieved 5 stars in the
following categories:

Staff Qualifications
Learner Engagement
Learning Resources
Skill development

UOW also achieved 5 stars for Student Support

QUALITY INDICATORS FOR LEARNING & TEACHING

The Federal Government's 2019 Quality Indicators for Learning and Teaching (QILT) results reinforce UOW's position as one of the best universities in Australia.

QUALITY INDICATORS

①

1st in NSW/ACT

Learner Engagement
Learning Resources
Generic Skills

②

2nd in NSW/ACT

Quality of Educational Experience
Skills Development

③

3rd in NSW/ACT

Teaching Quality

FIELD OF EDUCATION

①

1st in Australia

Creative Arts

②

2nd in Australia

Law and Paralegal Studies

③

3rd in Australia

Engineering
Teacher Education

①

1st in NSW/ACT

Engineering
Teacher Education
Law & Paralegal Studies

②

2nd in NSW/ACT

Health Services & Support
Psychology
Humanities, Culture & Social Sciences

③

3rd in NSW/ACT

Business & Management
Communications

Our student population



35,660

2018 total student enrolment

COMMENCING STUDENTS

12,926

Total

CONTINUING STUDENTS

22,734

Total



10,436

Onshore



2,490

Offshore



17,718

Onshore



5,016

Offshore

SOCIAL INCLUSION/PARTICIPATION RATE



18.25%

Students of low socio-economic status*



2.40%

Domestic students identifying as Aboriginal or Torres Strait Islander



29.35%

Students from regional and remote areas*






* Domestic Undergraduates

STUDENT TYPE

DOMESTIC	INTERNATIONAL	GENDER	
20,042*	Offshore 7,480	Male	17,693
	Onshore 8,138	Female	17,955
		Unspecified	12

* Includes domestic students studying at offshore campuses

ENROLMENTS

 24,686 Undergraduate	 1,691 Higher degree research
 7,798 Postgraduate coursework	 1,485 Non-award
 332 Degrees offered	<p>Onshore from 9 locations (Wollongong, South Western Sydney, Innovation Campus, Sydney CBD, Shoalhaven, Batemans Bay, Bega, Southern Sydney, Southern Highlands)</p> <p>Offshore from Malaysia, Singapore, Hong Kong, Dubai</p>

UOW GLOBAL ENTERPRISES SUB-DEGREE, DIPLOMA, VOCATIONAL AND FOUNDATION ENROLMENTS*

UOW College Australia enrolments	1,944
UOW College Hong Kong enrolments	5,763
UOWD College enrolments	358
UOW Malaysia KDU	5,397

* These UOW Global Enterprises enrolments are excluded from other statistical breakdowns that appear within this publication

DOMESTIC ENROLMENTS BY REGION

Illawarra	9,309	Northern Sydney	359
Southern Sydney	3,748	Central Sydney	348
Other NSW	2,725	ACT	283
South Western Sydney	2,034	Overseas	112
Interstate	498	Inner Western Sydney	73
Western Sydney	553		



ONSHORE ENROLMENTS BY FACULTY

Faculty of Business	5,204
Faculty of Engineering and Information Sciences	5,624
Faculty of Law, Humanities and the Arts	5,139
Faculty of Science, Medicine and Health	5,554
Faculty of Social Sciences	5,217
Non-faculty enrolments	813
Enabling enrolments delivered through UOW College	603

DEGREE COMPLETIONS BY YEAR

2018	7,711
2017	7,227
2016	7,050
2015	6,687
2014	7,465
2013	7,196
2012	7,009
2011	7,365

UOW ALUMNI

 160,000 Cumulative number of alumni
 183 Different countries that our alumni originate from
 153 Different countries that are home to our alumni

Global reach

INTERNATIONAL ENROLMENTS BY REGION

Americas	562	South East Asia	4,019
North Africa & Middle East	1,793	Southern & Central Asia	4,919
North East Asia	3,460	Southern & Eastern Europe	203
North West Europe	376	Sub-Saharan Africa	236
Oceania & Antarctica	50		

WHERE UOW STUDENTS STUDY

ONSHORE



Wollongong
25,595



Metropolitan & Regional Campuses
2,559

OFFSHORE



Dubai
3,562



Other
3,944

STUDENT MOBILITY



749

Domestic students participated in outbound studies in 2018



680

International students participated in semester studies or visited research programs at UOW in 2018

Student surveys

SECTOR-WIDE SURVEYS



81.6%

Undergraduate Quality of Educational Experience (SES)
(compared to national average of 79.2%)



83.5%

Undergraduate Teaching Quality (SES)
(Compared to national average of 81.2%)




90.2%

International Student Barometer (ISB) overall satisfaction
(compared to national average of 89.4%)

Engagement & employability

PRIMARY AND SECONDARY SCHOOL OUTREACH

 **120,161**
Total number of student hours of content delivered

 **11,715**
Number of Secondary and Primary school students involved

 **52**
Secondary schools engaged

 **101**
Primary schools engaged

PEER-ASSISTED STUDY SESSIONS

 **3,535**
Participant count in PASS-supported subjects

 **27,444**
Contact hours

GRADUATE EMPLOYMENT

75.3%

Ow domestic bachelor level graduates in full-time employment (compared to national average of 73.4%)



Staff mix

	FTE	Headcount
Academic staff	1,047	1,142
Professional Services staff	1,304	1,450
Total (excluding Casual staff)	2,351	2,592
Casual staff	498	

 **16**
Distinguished Professors

- Professor Noel Cressie
- Professor Nicholas Dixon
- Professor Shi Dou
- Professor Xu-Feng Huang
- Professor Buddhima Indraratna
- Professor Hua Liu
- Professor Antoine van Oijen
- Professor Bert Roberts
- Professor Anatoly Rozenfeld
- Professor Gordon Wallace
- Professor David Adams
- Professor Yoshio Bando
- Professor Zaiping Guo
- Professor Stuart Kaye
- Professor Zhengy Jiang
- Professor Xiaolin Wang

32.9%

Female Professors



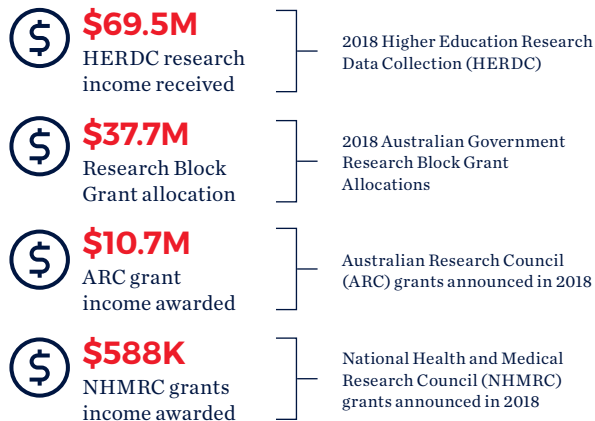
83.9%

Academic staff with PhDs



Research

RESEARCH INCOME



RESEARCH EXCELLENCE

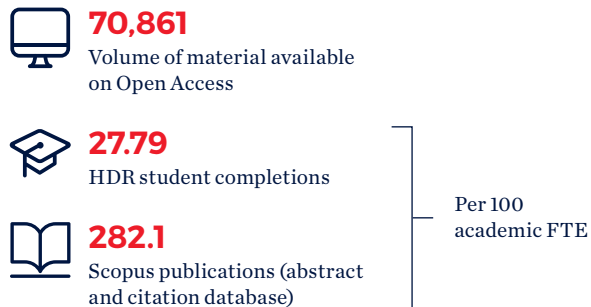
56 UOW DISCIPLINES

At, above or well above world standard
(based on 2 and 4 digit FORs within Excellence in Research for Australia 2018)

MAJOR RESEARCH ENTITIES

- Australian Institute for Innovative Materials (AIIM)
- Early Start
- Illawarra Health & Medical Research Institute (IHMRI)
- SMART Infrastructure Facility
- Sustainable Buildings Research Centre (SBRC)

RESEARCH IMPACT



COMMERCIALISATION



UNIVERSITY RESEARCH INSTITUTES

- Molecular Horizons
- Australian National Centre for Ocean Resources & Security (ANCORS)

Financial Statement

**SOURCE:
UOW ANNUAL
REPORT 2017**

	Consolidated [†]		Parent [^]	
	\$'000 2018	\$'000 2017	\$'000 2018	\$'000 2017
OPERATING REVENUE				
Australian Govt Grants/HECS	262,962	268,412	262,962	268,412
International Student Fees	284,150	275,724	169,034	153,016
Research grants	74,862	72,628	74,862	72,628
Research-other	38,993	39,073	38,993	39,090
Capital Grants	1,045	184	1,045	184
Other	131,686	140,887	110,502	127,097
Total Operating Revenue	793,698	796,908	657,398	660,426
OPERATING EXPENSES				
Salaries	440,990	416,914	368,953	347,218
Non-salaries	330,602	295,020	280,606	245,493
	771,592	711,934	649,559	592,711
Operating result	22,106	84,974	7,839	67,715
Operating Margin	2.8%	10.66%	1.2%	10.25%
SUMMARY STATEMENT OF FINANCIAL POSITION				
Total Assets	1,980,934	1,910,631	1,669,541	1,640,586
Total Liabilities	792,237	765,648	753,931	734,411
Net Assets	1,188,697	1,144,983	915,610	849,923

^{*}UOW figures including figures from UOW's controlled entities (UOW Global Enterprises, UOW Pulse).

[†]UOW figures only

The University of Wollongong is a global leader in discovery and learning, working to transform people and the world we live in.

We have built a reputation as an enterprising institution with a multi-disciplinary approach to research, underpinned by strong industry partnerships and personalised style. Originally established as a provider of technical education required for the region's steel industry, the University now offers a wide range of courses across five faculties.

CAMPUSES

- Wollongong Campus
- South Western Sydney
- Shoalhaven
- Bega
- Batemans Bay
- Southern Highlands
- Southern Sydney
- Sydney (CBD)
- Innovation Campus, Wollongong

FACULTIES

- Business
- Engineering and Information Sciences
- Law, Humanities and the Arts
- Science, Medicine and Health
- Social Sciences

WHOLLY OWNED SUBSIDIARY CAMPUSES

- University of Wollongong in Dubai
- UOW College Hong Kong
- UOW Malaysia KDU

HISTORY

1951

Established as a Division of the then NSW University of Technology

1961

The Division became the Wollongong College of the University of NSW

1975

Incorporated by NSW Parliament as an independent institution

1982

Amalgamated with Wollongong Institute of Higher Education, sparking a period of rapid growth

1993

UOW in Dubai

2008

Innovation Campus opens

2017

UOW College Hong Kong launches
UOW Liverpool campus opens

2018

UOW Malaysia KDU

UOW IN NUMBERS

uow.edu.au/about

Information Management Unit

imts@uow.edu.au

+61 2 4221 5777



UNIVERSITY
OF WOLLONGONG
AUSTRALIA

The University of Wollongong attempts to ensure the information contained in this publication is correct at the time of production (February 2020); however, sections may be amended without notice by the University in response to changing circumstances or for any other reason. Check with the University for any updated information.
University of Wollongong CRICOS: 00102E