



UNIVERSITY
OF WOLLONGONG
AUSTRALIA

UOW in Numbers

December 2023



Contents

RANKINGS 02

STUDENT STATISTICS 07

STUDENT EXPERIENCE 12

STAFF 14

RESEARCH 16

FINANCIAL STATEMENT 18

**UOW LOCAL: CONNECTION
THROUGH COMMUNITY** 20

ECONOMIC IMPACT 22

World rankings

QUACQUARELLI SYMONDS (QS) WORLD UNIVERSITY RANKINGS

162

World Ranking

QS SUBJECT RANKINGS

TOP 50

Engineering
(Mineral & Mining)

TOP 100

Nursing
Sports Related Subjects

TOP 150

Archaeology
Chemistry
Engineering
(Civil & Structural)
Geography
Materials Science

QS SUSTAINABILITY RANKING

=62

TOP 200

Accounting & Finance
Engineering
(Electrical & Electronic)
Geology
Geophysics
Law
Philosophy
Engineering
(Mechanical, Aeronautical
& Manufacturing)
Statistics & Operational
Research

TIMES HIGHER EDUCATION (THE) WORLD UNIVERSITY RANKINGS

30

Young University Ranking

201-250

World Ranking

THE SUBJECT RANKINGS

TOP 150

Education
Engineering
Law

TOP 200

Business & Economics
Physical Sciences

WORLD UNIVERSITY IMPACT RANKING

=61

OTHER MAJOR RANKINGS

201-300

World Rank
Academic Ranking of
World Universities

=194

Aggregate Ranking of
Top Universities

5+ STAR

QS rating

National rankings

12

QS Australian University Ranking

=12

Times Higher Education Australian Ranking

15

Australian Academic Ranking of World Universities

=11

QS Australian Sustainability Ranking

11

Australian Times Higher Education Impact Ranking

=7

Australian Financial Review Best Universities Ranking

GOOD UNIVERSITIES GUIDE 2022/2023

The Good Universities Guide provides independent 5 star performance ratings for every university in Australia. UOW was rated the #2 university in Australia for staff qualifications and achieved a 5 star rating across a number of student indicators.

UNDERGRADUATE

POSTGRADUATE

★★★★★  IN AUSTRALIA

Learning Resources

Agriculture & Environmental Studies
Medicine

Student Support

Agriculture & Environmental Studies

Full Time Employment

Law & Paralegal Studies
Psychology

UNDERGRADUATE

POSTGRADUATE

★★★★★  IN NSW

Median Graduate Income

Agriculture & Environmental Studies

Learner Engagement

Law & Paralegal Studies
Psychology

Learning Resources

Creative Arts
Education & Training

Skills Development

Law & Paralegal Studies

Teaching Quality

Communications
Law & Paralegal Studies

★★★★★

Full Time Employment

Education & Training
Social Work

Learner Engagement

Nursing

Skills Development

Agriculture & Environmental Studies
Creative Arts
Nursing
Social Work

Student Support

Nursing

Full Time Employment

Engineering & Technology

Median Graduate Income

Engineering & Technology

Learner Engagement

Social Work

Student Support

Nursing

Median Graduate Income

Humanities, Culture & Social Sciences

Learning Resources

Medicine

Skills Development

Education & Training
Medicine
Social Work

Teaching Quality

Education & Training

QUALITY INDICATORS FOR LEARNING AND TEACHING

UOW continues to achieve outstanding results in several categories in the Federal Governments 2022 Quality Indicators for Learning and Teaching.

UNDERGRADUATE

INDICATORS

2nd in NSW

Skills Development

3rd in NSW

Teaching Quality

STUDY AREA

2nd in Australia

Law & Paralegal Studies

2nd in NSW

Engineering

1st in NSW

Creative Arts

3rd in NSW

Communications

Law & Paralegal Studies

Teacher Education

POSTGRADUATE

STUDY AREA

2nd in NSW

Engineering

3rd in NSW

Health Services & Support
(=3rd)

Our student population



31,908

2022 total student enrolment

COMMENCING STUDENTS

11,749

Total



9,309

Onshore



2,440

Offshore

CONTINUING STUDENTS

20,159

Total



15,626

Onshore



4,533

Offshore

DOMESTIC UNDERGRADUATE SOCIAL INCLUSION/PARTICIPATION RATE



19.0%

Students of low
socio economic
status



3.3%

Domestic students
identifying as Aboriginal
and/or Torres Strait Islander



27.2%

Students from
regional and
remote areas



10.5%

Students with
a disability

STUDENT TYPE

DOMESTIC



INTERNATIONAL



* Includes domestic students studying at offshore campuses

GENDER

15,431
Male

16,434
Female

43
Unspecified

ENROLMENTS



Onshore from 9 locations
(Wollongong, Liverpool,
Innovation Campus,
Sydney CBD, Shoalhaven,
Eurobodalla, Bega Valley,
Sutherland, Southern
Highlands)



Offshore from Malaysia,
Singapore, Hong Kong,
Dubai



Online

UOW GLOBAL ENTERPRISES DEGREE, SUB-DEGREE,
DIPLOMA, VOCATIONAL, FOUNDATION, LANGUAGE
ENROLMENTS AND POSTGRADUATE QUALIFICATIONS*

UOW College Australia enrolments	1,957
UOW College Hong Kong enrolments	1,628
University of Wollongong in Dubai enrolments	4,219
UOW Malaysia enrolments	6,334

*These UOW Global Enterprises enrolments are non-UOW accredited and therefore excluded from other statistical breakdowns that appear within this publication

DOMESTIC ENROLMENTS BY HOME REGION

Illawarra	8,372	Northern Sydney	450
Southern Sydney	3,313	ACT	410
Other NSW	2,647	Central Sydney	343
South Western Sydney	2,210	Overseas	102
Western Sydney	786	Inner Western Sydney	101
Interstate	775		

ONSHORE ENROLMENTS BY FACULTY

Faculty of the Arts, Social Sciences and Humanities	8,463
Faculty of Business and Law	5,400
Faculty of Science, Medicine and Health	5,073
Faculty of Engineering and Information Sciences	4,722
Enabling enrolments delivered through UOW College	818
Non-faculty enrolments	459

DEGREE COMPLETIONS
BY YEAR

2022	7,318
2021	8,468
2020	8,342
2019	7,795
2018	7,711
2017	7,227
2016	7,050
2015	6,687
2014	7,465
2013	7,196

UOW ALUMNI

**182,718**

Cumulative number of alumni

**199**

Different countries that our alumni originate from

**170**

Different countries that are home to our alumni

Global reach

INTERNATIONAL ENROLMENTS BY REGION

Southern & Central Asia	4,187	Sub-Saharan Africa	300
South East Asia	3,228	Americas	290
North East Asia	2,152	Southern & Eastern Europe	176
North Africa & Middle East	1,719	Oceania & Antarctica	27
North West Europe	320		

WHERE UOW STUDENTS STUDY

ONSHORE

Wollongong
21,196
 UOW Online
1,420

 Metropolitan & regional campuses
2,319

OFFSHORE

 Dubai
3,703

 Other offshore campuses
3,270

STUDENT MOBILITY

**348**

Domestic students

37

International students participated in 2022*

*This figure includes both in-country mobility and Global Learning Online programs



Student surveys

SECTOR-WIDE SURVEYS



80.7%

Undergraduate Teaching Quality (compared to the national average of 79.8%)

*ComparED Dec 2023



87.3%

Employers' overall satisfaction with UOW graduates (2nd in NSW, compared to the national average of 84.8%)

*Employer satisfaction by institutions 2020-2022, 2022 Employer Satisfaction Survey Report



81.5%

Undergraduate Skills Development (compared to the national average of 79.8%)

*ComparED Dec 2023

Engagement & employability

PRIMARY AND SECONDARY SCHOOL ENGAGEMENT



406

Secondary schools engaged



197

Primary schools engaged



16,760

Number of secondary and primary school students involved

TRANSITION, RETENTION AND PEER PROGRAMS



752

Participants in Peer Assisted Learning (PAL) supported subjects



2,046

PAL contact hours



5,524

Participants in Induction and Transition programs



1,067

Participants in Retention and Re-engagement programs



991

Participants in Peer Academic Coaching activity

GRADUATE EMPLOYMENT

80.4%

UOW domestic undergraduates in full time employment (compared to the national average of 79.0%)

*Graduate Outcomes Survey 2023



Staff mix

	FTE	Headcount
Academic staff	982	1,103
Professional Services staff	1,273	1,388
Total	2,255	2,491

*2022 government reported figures as at 31 March 2022

STAFF

35.7%

Female Professors



86.5%

Academic staff with PhDs



14

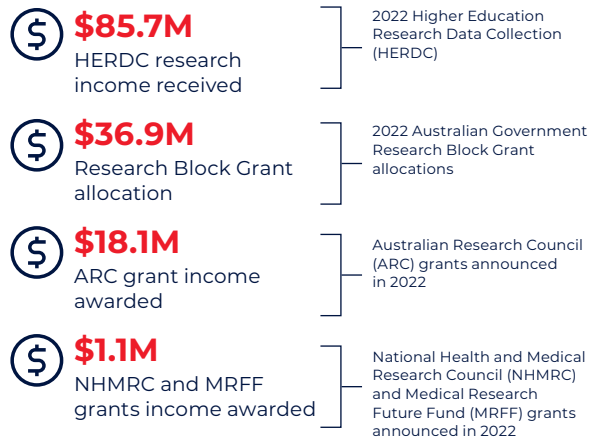
Distinguished Professors

- Distinguished Prof David Adams
- Distinguished Prof Noel Cressie
- Distinguished Prof Xu-Feng Huang
- Distinguished Prof Zhengyi Jiang
- Distinguished Prof Stuart Kaye
- Distinguished Prof Tony Okely
- Distinguished Prof Bert Roberts
- Distinguished Prof Sharon Robinson
- Distinguished Prof Anatoly Rozenfeld
- Distinguished Prof Aidan Sims
- Distinguished Prof Willy Susilo
- Distinguished Prof Gordon Wallace
- Distinguished Prof Xiaolin Wang
- Distinguished Prof Shujun Zhang

STAFF

Research

RESEARCH INCOME



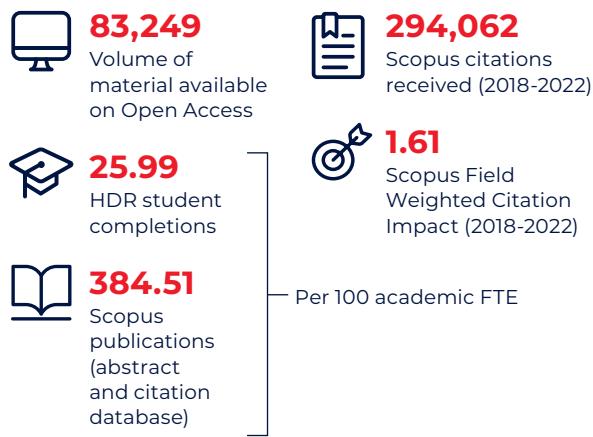
MAJOR RESEARCH ENTITIES

- Australian Institute for Innovative Materials (AIIM)
- Early Start
- SMART Infrastructure Facility
- Sustainable Buildings Research Centre (SBRC)

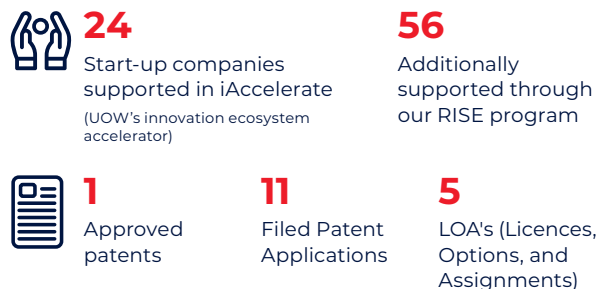
UNIVERSITY RESEARCH INSTITUTES

- Molecular Horizons
- Australian National Centre for Ocean Resources & Security (ANCORS)

RESEARCH EXCELLENCE & IMPACT



COMMERCIALISATION



Financial statement

**SOURCE:
UOW ANNUAL
REPORT 2022**

	Consolidated*		Parent [^]	
	\$'000 2022	\$'000 2021	\$'000 2022	\$'000 2021
OPERATING REVENUE				
Australian Govt grants/HECS	272,658	283,585	272,658	283,585
International student fees	199,714	200,048	102,861	97,634
Research grants	68,045	87,337	68,045	87,337
Research other	33,233	37,933	33,233	37,933
Capital grants	564	0	564	0
Other	193,148	205,738	239,053	134,157
Total Operating Revenue	767,362	814,641	716,414	640,646
OPERATING EXPENSES				
Salaries	453,325	444,052	376,076	367,676
Non salaries	342,440	362,241	293,238	267,610
	795,765	806,293	669,314	635,286
Operating result	-28,403	8,348	47,100	5,360
Operating margin	-3.7%	1.0%	6.6%	0.8%
SUMMARY STATEMENT OF FINANCIAL POSITION				
Total assets	2,133,638	2,242,522	1,784,286	1,796,669
Total liabilities	1,223,535	1,318,157	1,104,885	1,163,979
Net Assets	910,103	924,365	679,401	632,690

* UOW figures including figures from UOW's controlled entities (UOW Global Enterprises, UOW Pulse).

[^] UOW figures only

UOW Local: connection through community

- UOW, Wollongong City Council and Transport for NSW, contribute to the **Gong Shuttle** which transported over 1.8M passengers between July 2022-June 2023.
- In the Djiringanj language of Bega, **Dhuri Mundur** means **“Grow Strong”**. We are encouraged by our Elders to share these meaningful words in relation to UOW Regional Campuses in Bega Valley, Eurobodalla, Shoalhaven and the Southern Highlands.
- The **2023 RISE** program helped the bushfire-affected regions of New South Wales by delivering education programs to 90 entrepreneurs and business owners in bushfire-affected areas, to create 300 new jobs.
- **Mind the Gap** (MtG) at UOW Shoalhaven is focused on providing frontline services, clinical training for allied health and mental health research, and includes suicide prevention, trauma recovery and building community resilience.

UOW PULSE SPORTS AND FITNESS

Recreation and Aquatic Centre	204,065
Sports Hub	63,814
Outdoor sporting grounds	187,235
Uni Active Innovation Campus	55,985
Total visitors	511,099

UOW SCIENCE SPACE

School students (physical excursions and workshops)	15,256
School students (virtual excursions and workshops)	578
Outreach excursions	1,262
Public/community	44,302
Other activities (holiday workshops, family and adult science events)	3,806
Groups (vacation care, seniors, Scouts)	1,492
Total number of physical visitors 2022	66,696

EARLY START DISCOVERY SPACE 2022

Membership visits	60,248
General public visits	45,444
Groups and other activities	3,525
Total number of physical visitors	109,217

EARLY START ENGAGEMENT CENTRES

Number of engagement centres covering regional and remote NSW/ACT	51
Number of virtual excursions offered to community	16
Number of Early Start research seminars delivered to community	7
Number of internal Early Start presenters	13
Number of external presenters	8

Economic impact

UOW TOTAL ECONOMIC CONTRIBUTION (2018 \$M)

	Illawarra	NSW	Australia
Gross output	\$1,626	\$1,803	\$2,514
Value added	\$931	\$1,015	\$1,389
Labour income	\$676	\$718	\$893
Employment (FTE)	7,666	8,331	10,938

ECONOMIC CONTRIBUTION OF UOW STUDENT EXPENDITURE (2018 \$M)

	Illawarra	NSW	Australia
Gross output	\$685	\$804	\$1,299
Value added	\$334	\$389	\$646
Labour income	\$192	\$221	\$341
Employment (FTE)	3,656	4,102	5,914

UOW'S RIPPLE EFFECTS (MULTIPLIERS)



1.8

Every 1,000 FTE's created by UOW related expenditure supports another 800 FTEs elsewhere in the economy.



1.4

Every \$1M in household income generated by UOW related expenditure generates another \$400,000 of income elsewhere in the economy.



2.0

Every \$1M in gross output as a result of UOW related expenditure generates another \$1M of gross output elsewhere in the economy.

Social impact

150+

different types of paid and volunteer roles through UOWx

1700+

students claim their co-curricular involvement each year

UOWx
Be extraordinary

The University of Wollongong is a global leader in discovery and learning, working to transform people and the world we live in.

We have built a reputation as an enterprising institution with a multi-disciplinary approach to research, underpinned by strong industry partnerships and personalised style. Originally established as a provider of technical education required for the region's steel industry, the University now offers a wide range of courses across four faculties.

CAMPUSES

- Wollongong
- Liverpool
- Shoalhaven
- Bega Valley
- Eurobodalla
- Southern Highlands
- Sutherland
- Sydney (CBD)
- Innovation campus, Wollongong

FACULTIES

- Business and Law
- Engineering and Information Sciences
- Science, Medicine and Health
- The Arts, Social Sciences and Humanities

WHOLLY OWNED SUBSIDIARY CAMPUSES

- University of Wollongong in Dubai
- UOW College Hong Kong
- UOW Malaysia
- UOW College Australia

HISTORY

1951

Established as a Division of the then NSW University of Technology

1961

The Division became the Wollongong College of the University of NSW

1975

Incorporated by NSW Parliament as an independent institution

1982

Amalgamated with Wollongong Institute of Higher Education, sparking a period of rapid growth

1993

UOW in Dubai established

2008

Innovation campus opens

2017

UOW College Hong Kong launches
UOW Liverpool campus opens

2018

UOW Malaysia KDU established

2020

Dubai launches new campus

2022

UOW in Dubai opens 'campus of the future' in Dubai's Knowledge Park

Letter of Intent signed between UOW and Gujarat International Finance Tec-City (GIFT City) to establish a location for teaching, research and industry engagement in GIFT City.

2023

UOW in Dubai celebrated 30 years

UOW India identity unveiled in Gujarat's GIFT City

UOW IN NUMBERS

uow.edu.au/about



UNIVERSITY
OF WOLLONGONG
AUSTRALIA

Content compiled by the Data & Analytics Division.

The University of Wollongong attempts to ensure the information contained in this publication is correct at the time of production (March 2024); however, sections may be amended without notice by the University in response to changing circumstances or for any other reason. Check with the University for any updated information. University of Wollongong CRICOS: 00102E, TEQSA Provider ID: PRV12062, ABN: 61 060 567 686.