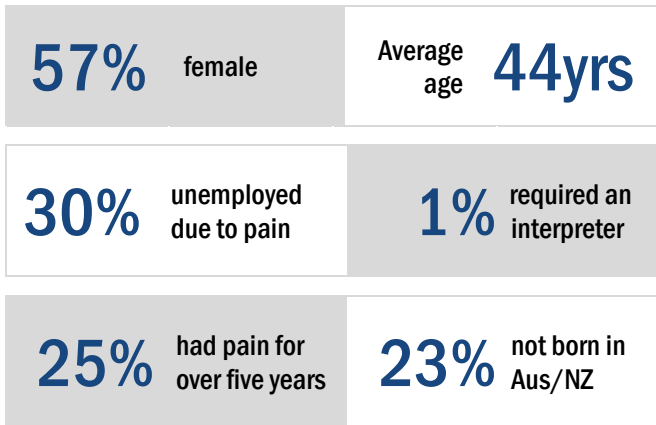


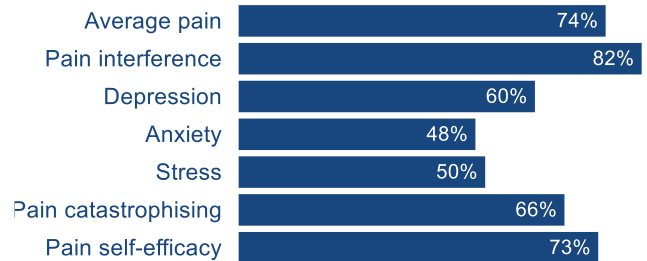
Enterprise One Pain Management Service

Report dashboard – 1 July 2023 to 30 June 2024

Profile of patients who completed a referral questionnaire (n = 230)



Patients with at least moderate symptom severity

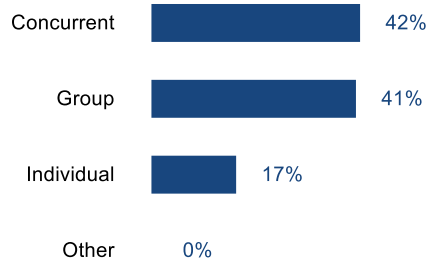


On average, the 48 patients taking opioid medication were using the equivalent of **29mg of morphine every day**

Services provided in this period

- ➔ 297 patients started an episode of care
- ➔ Education / orientation programs were provided to 0 patients
- ➔ 1 patients were assessed by a multidisciplinary team

241 patients started a treatment pathway



Median wait time between referral and episode start **48.0 days**

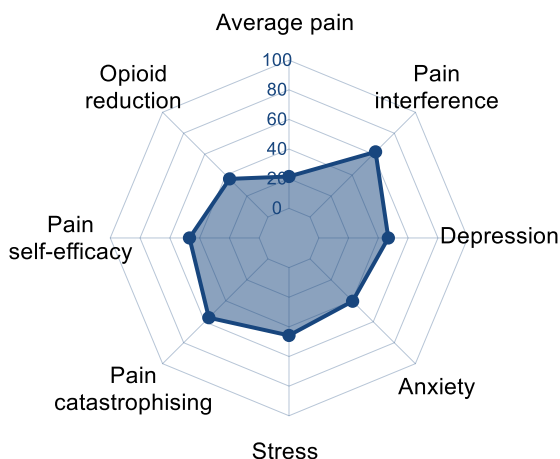
Average length of episode of care **161.9 days**

Average treatment time per episode **42.1 hours**

Patient outcomes

132 patients completed an episode of care

Patients who report clinically significant improvement (%)



Patient perception of overall change at the end of the episode

