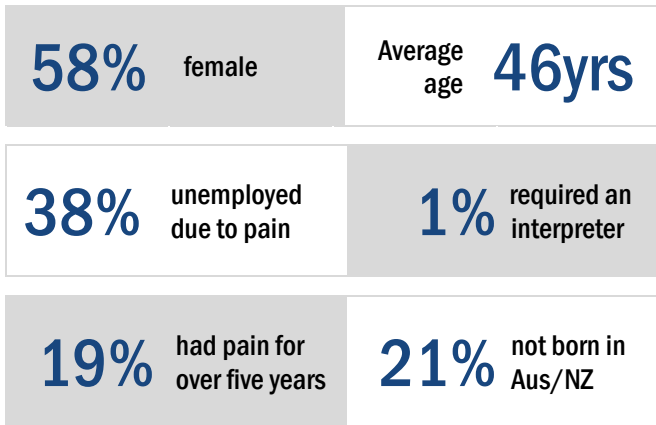


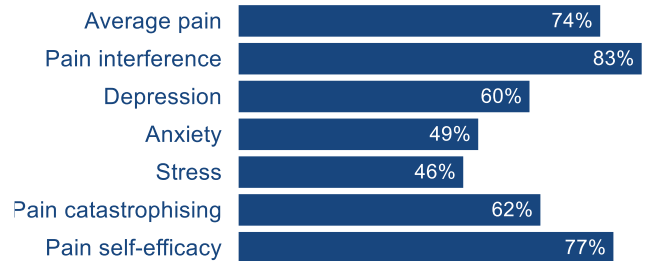
Enterprise One Pain Management Service

Report dashboard – 1 January to 31 December 2023

Profile of patients who completed a referral questionnaire (n = 264)



Patients with at least moderate symptom severity

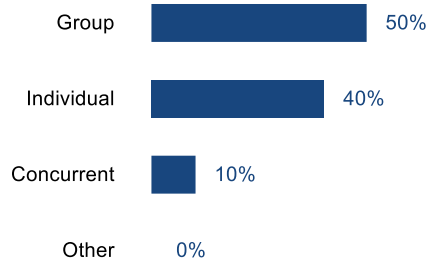


On average, the 73 patients taking opioid medication were using the equivalent of **31mg of morphine every day**

Services provided in this period

- ➔ 288 patients started an episode of care
- ➔ Education / orientation programs were provided to 23 patients
- ➔ 0 patients were assessed by a multidisciplinary team

245 patients started a treatment pathway



Median wait time between referral and episode start **51.5 days**

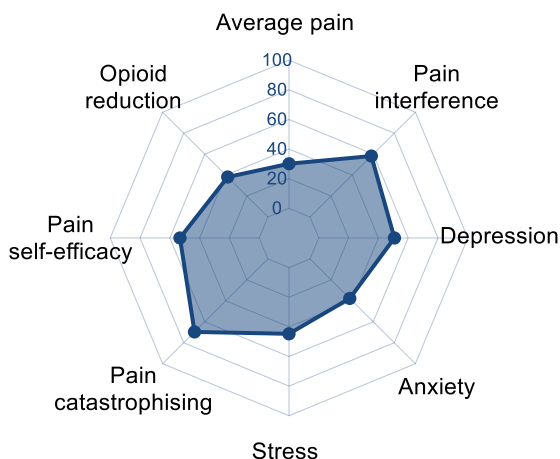
Average length of episode of care **116.2 days**

Average treatment time per episode **48.1 hours**

Patient outcomes

146 patients completed an episode of care

Patients who report clinically significant improvement (%)



Patient perception of overall change at the end of the episode

