

AROC Impairment Specific Report

Orthopaedic Replacements

INPATIENT – PATHWAY 3

January 2019 – December 2019

Anywhere Hospital



**Australasian
Faculty of
Rehabilitation
Medicine**



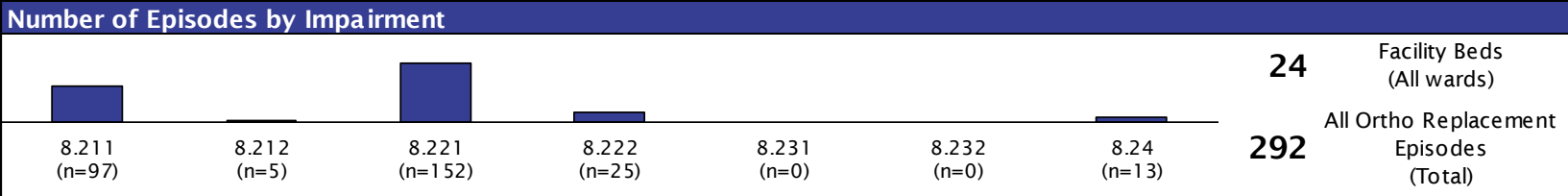
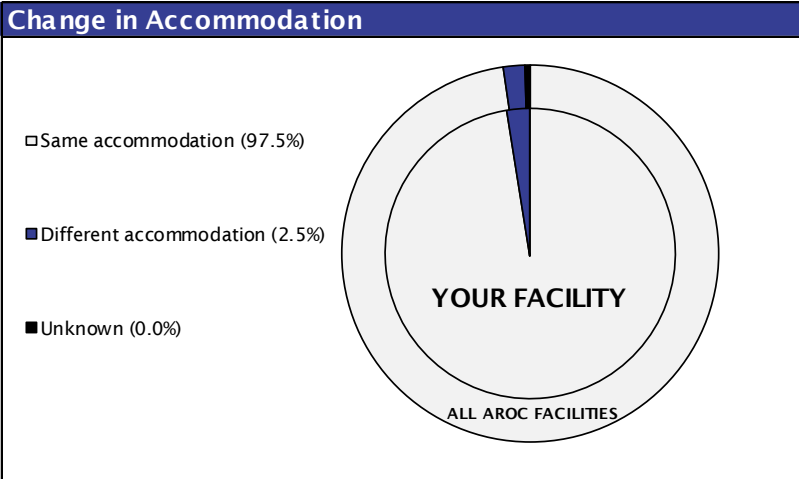
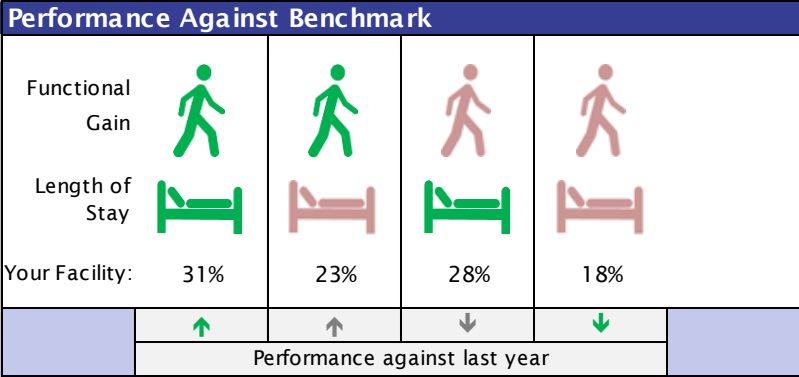
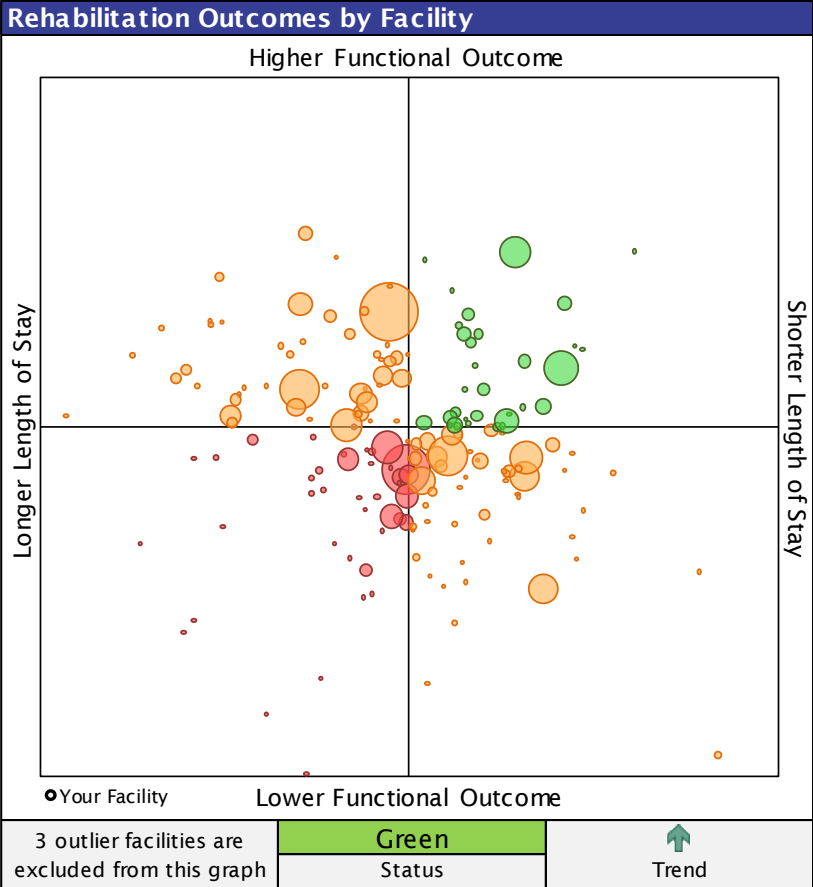
australian health services
research institute



**UNIVERSITY
OF WOLLONGONG
AUSTRALIA**

Orthopaedic replacements dashboard.....	3
Data used in this report.....	5
Orthopaedic replacements impairment codes.....	7
Orthopaedic replacements AN-SNAP classes.....	8
The BIG picture.....	9
Review of FIM item scoring by AN-SNAP class.....	20
Outcomes analysis.....	25
Explanatory data.....	45
Appendix 1: Glossary.....	96
Appendix 2: AROC impairment codes.....	104
Appendix 3: AN-SNAP classes.....	106
Acknowledgements.....	107
AROC contact details.....	108

Orthopaedic Replacements Dashboard



Orthopaedic Replacements Dashboard

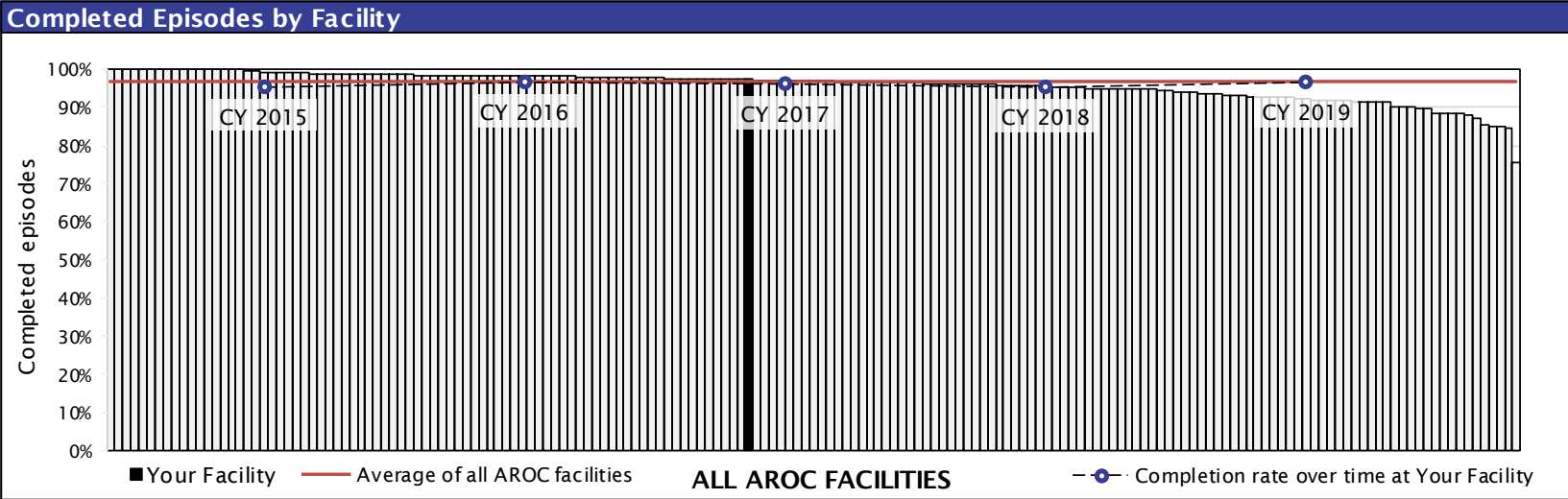


Key Indicators*	
YOUR FACILITY	ALL AROC FACILITIES
Average Age: 72.0	Average Age: 71.8
Mortality Rate: 0.0%	Mortality Rate: 0.0%
% with at least one comorbidity: 38%	% with at least one comorbidity: 36%
% with at least one complication: 13%	% with at least one complication: 13%
% episodes with start delays: 4%	% episodes with start delays: 4%
Days between onset and rehab episode: 5.7	Days between onset and rehab episode: 6.1
Days between clinically rehab ready & start date: 0.9	Days between clinically rehab ready & start date: 0.1

* Mean value provided unless otherwise specified

Facility FIM Training*	
FIM Credentialed Staff per 100 Episodes	FIM Credentialed Facility Trainers
7.8 Your Facility	3 Your Facility
6.7 ALL AROC FACILITIES (Mean)	2 AROC Suggested Minimum

*This includes all impairments from all wards



- Orthopaedic replacement episodes discharged during the reporting period (January 2019 – December 2019) and time series data covering five years.
- Benchmark group is ALL AROC FACILITIES.
- Casemix analysis uses version 4 AN-SNAP classes (Appendix 3). Casemix adjustment is calculated against ALL AROC FACILITIES' data.
- Unit of counting is by concatenated* episode, not by patient.
- Where there are less than five episodes within a subgroup, summary data are not provided. Missing data and ungroupable AN-SNAP classes are excluded from figures, but are included in tables.
- Facilities will only receive this report when the facility reports a minimum of 20 completed orthopaedic replacement episodes.

Note: Appendix 1 (Glossary) contains definitions of concepts referred to in this report. An understanding of these will help with interpretation of the data. This report should be considered in conjunction with the Outcome Benchmarks Report for your facility.

*Refer to Appendix 1 for more details about the process of data concatenation.

Orthopaedic replacement episodes were identified as those with the following AROC impairment codes:

- 8.211 – Unilateral hip replacement
- 8.212 – Bilateral hip replacement
- 8.221 – Unilateral knee replacement
- 8.222 – Bilateral knee replacement
- 8.231 – Knee and hip replacement, same side
- 8.232 – Knee and hip replacement, diff sides
- 8.24 – Shoulder replacement

Note: A list of all impairment codes can be found in Appendix 2.

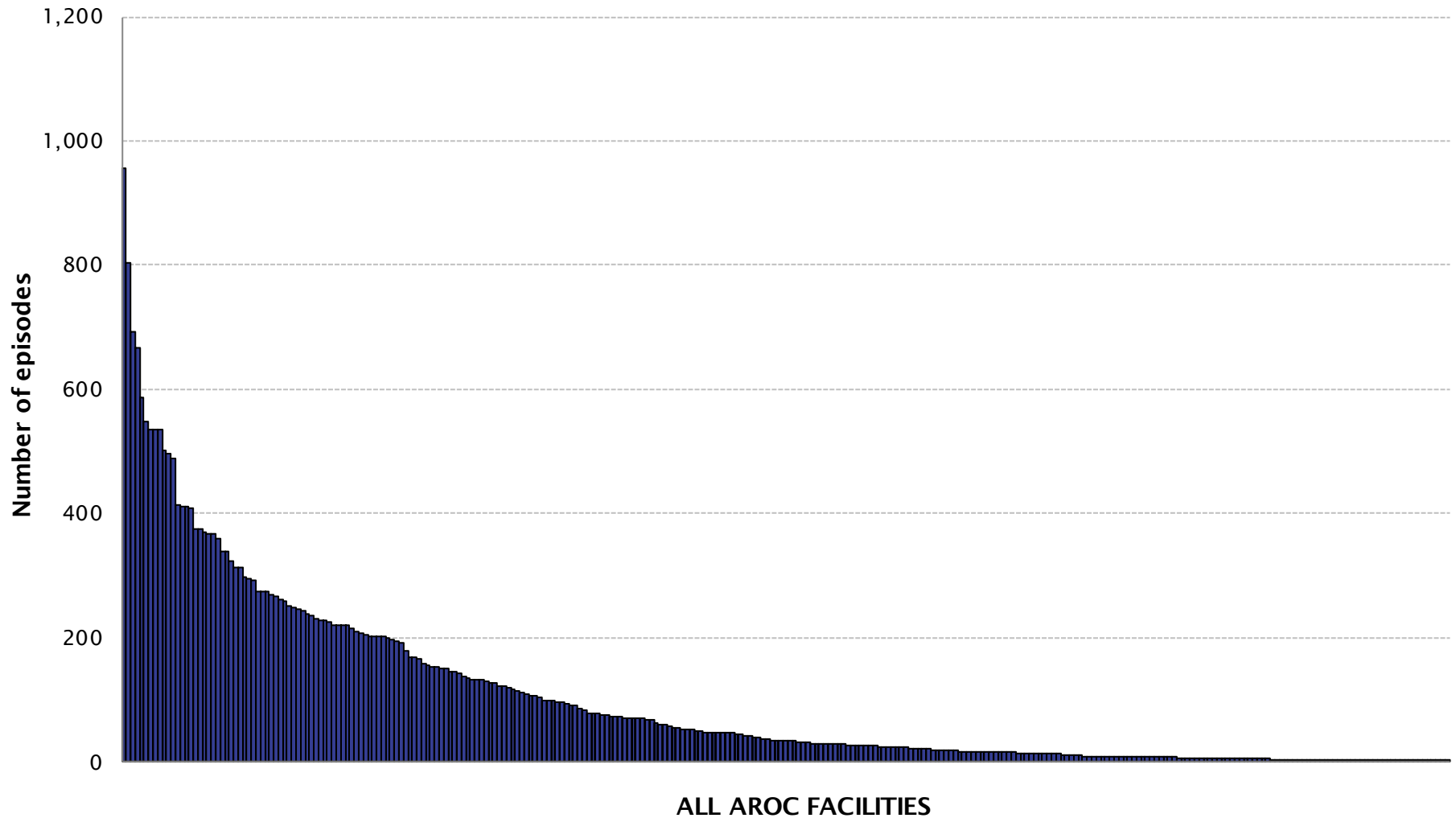
Levels of functioning for orthopaedic replacements are categorised by the following version 4 AN-SNAP classes:

- 4A21 – Orthopaedic conditions, all other (including replacements), weighted FIM motor 68-91
- 4A22 – Orthopaedic conditions, all other (including replacements), weighted FIM motor 50-67
- 4A23 – Orthopaedic conditions, all other (including replacements), weighted FIM motor 19-49
- 4AZ3 – Weighted FIM motor score 13-18, All other impairments, Age \geq 65
- 4AZ4 – Weighted FIM motor score 13-18, All other impairments, Age \leq 64

NOTE: A list of all AN SNAP classes can be found in Appendix 3.

The BIG picture

Volume of episodes by facilities treating orthopaedic replacements



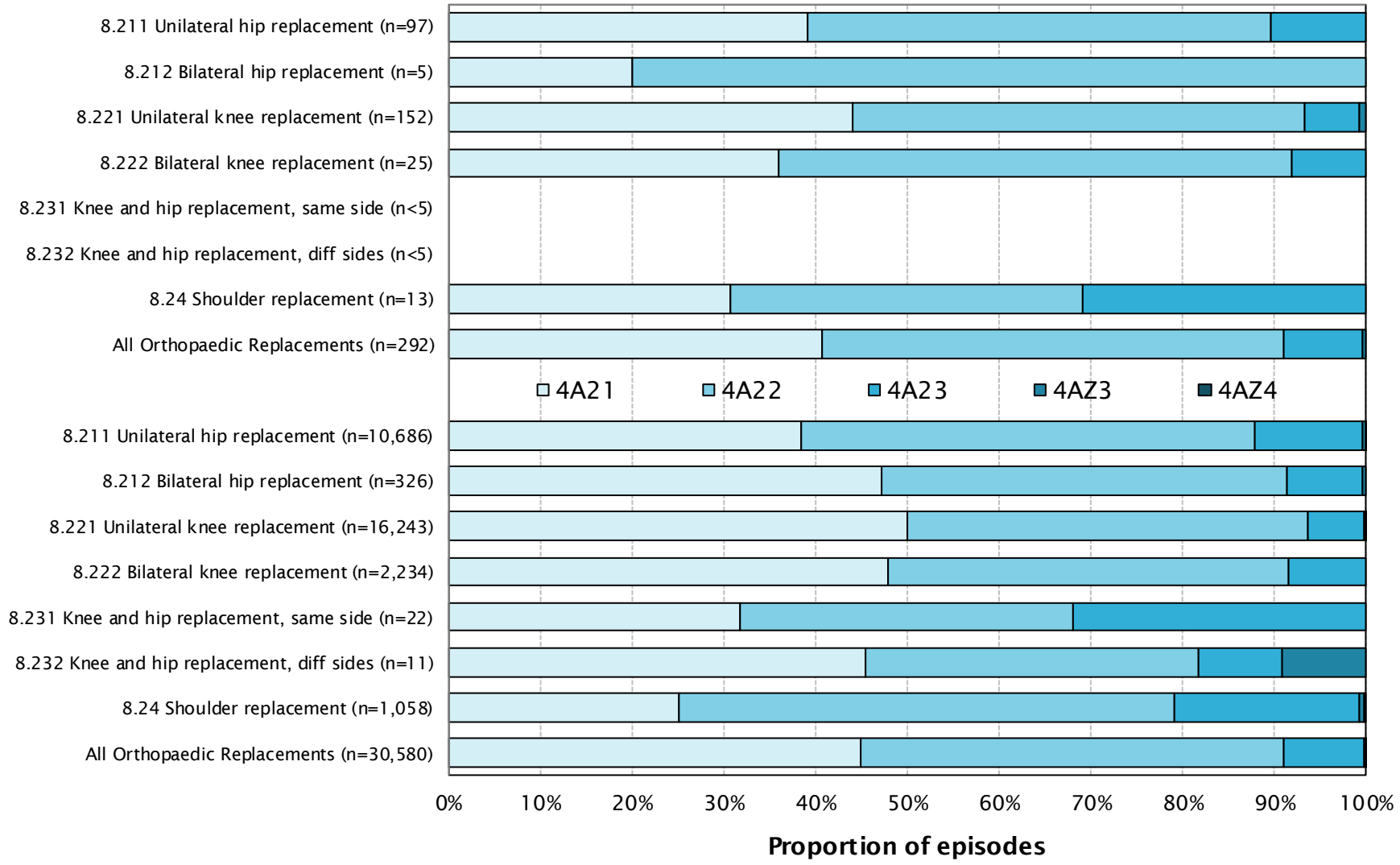
NOTE: 297 facilities reported at least one orthopaedic replacement episode, with 181 facilities reporting between 20 and 956 episodes in this reporting period

Proportion of episodes by impairment code and AN-SNAP class



YOUR FACILITY

ALL AROC FACILITIES



Episodes by impairment code and AN-SNAP class

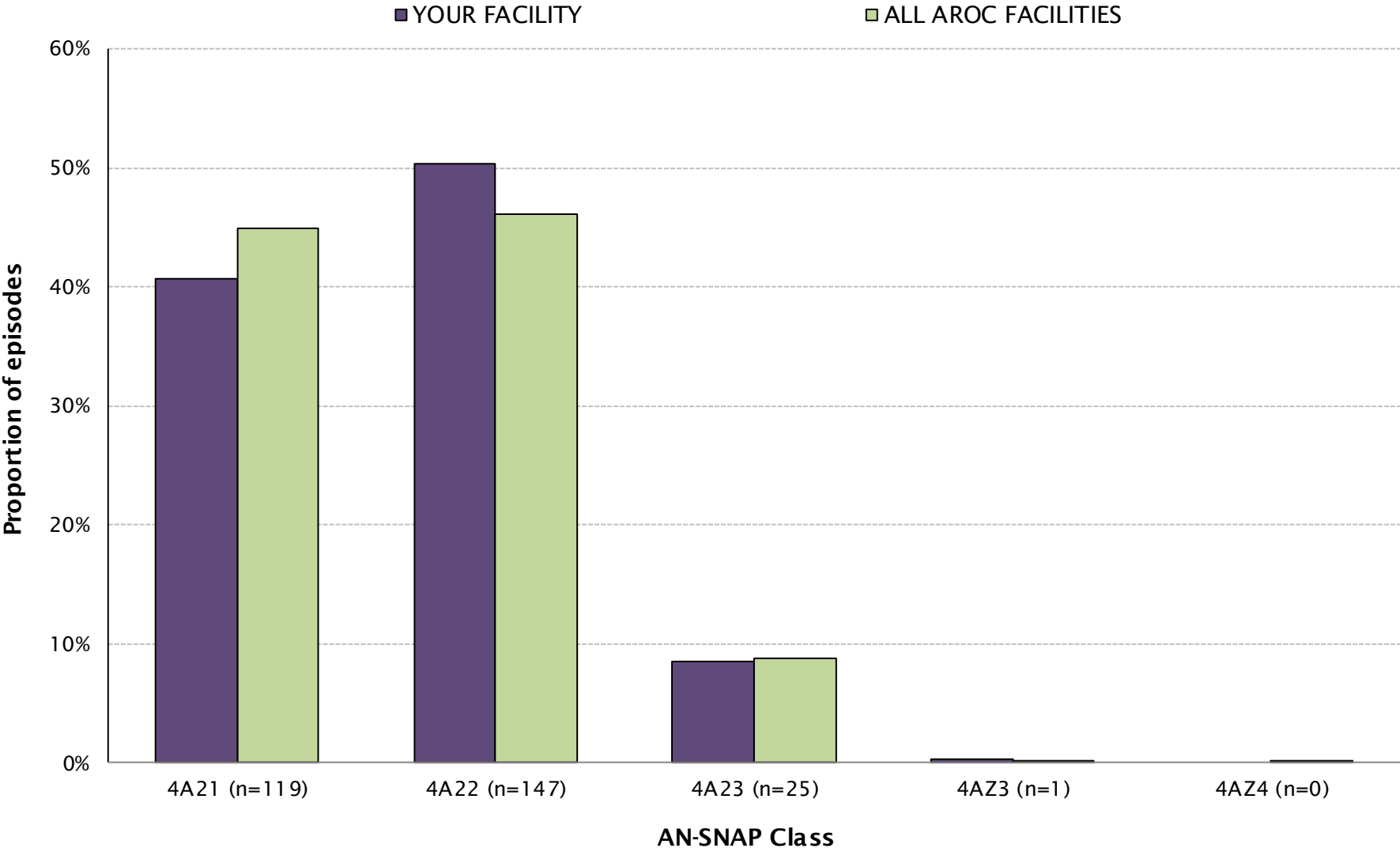


Impairment	YOUR FACILITY — N (%)					All Replacement AN-SNAP classes*
	4A21	4A22	4A23	4AZ3	4AZ4	
8.211 Unilateral hip replacement	38 (39.2)	49 (50.5)	10 (10.3)	0 (0.0)	0 (0.0)	97 (100.0)
8.212 Bilateral hip replacement	1 (20.0)	4 (80.0)	0 (0.0)	0 (0.0)	0 (0.0)	5 (100.0)
8.221 Unilateral knee replacement	67 (44.1)	75 (49.3)	9 (5.9)	1 (0.7)	0 (0.0)	152 (100.0)
8.222 Bilateral knee replacement	9 (36.0)	14 (56.0)	2 (8.0)	0 (0.0)	0 (0.0)	25 (100.0)
8.231 Knee and hip replacement, same side	0 —	0 —	0 —	0 —	0 —	0 —
8.232 Knee and hip replacement, diff sides	0 —	0 —	0 —	0 —	0 —	0 —
8.24 Shoulder replacement	4 (30.8)	5 (38.5)	4 (30.8)	0 (0.0)	0 (0.0)	13 (100.0)
All Orthopaedic Replacements	119 (40.8)	147 (50.3)	25 (8.6)	1 (0.3)	0 (0.0)	292 (100.0)

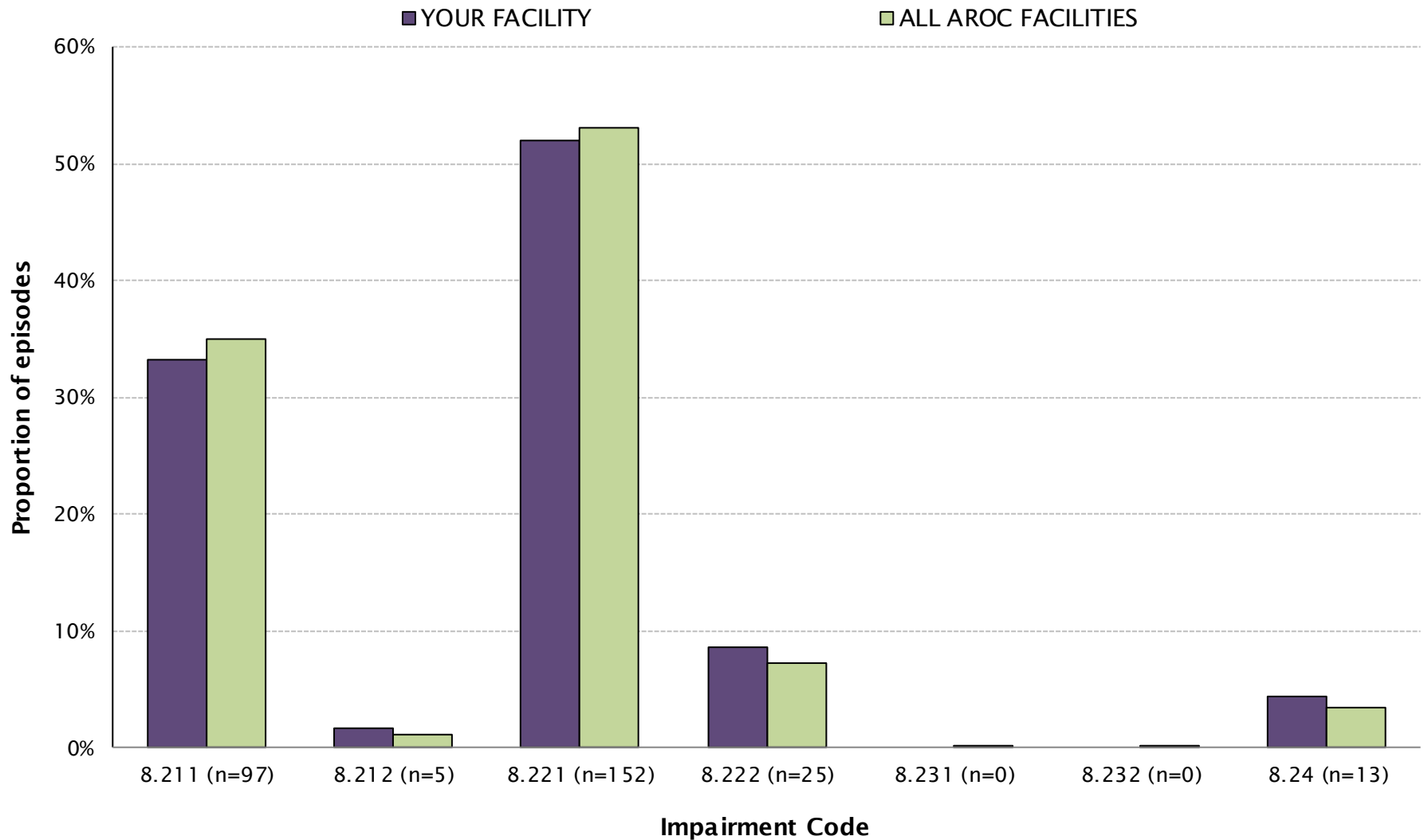
Impairment	ALL AROC FACILITIES — N (%)					All Replacement AN-SNAP classes*
	4A21	4A22	4A23	4AZ3	4AZ4	
8.211 Unilateral hip replacement	4,114 (38.5)	5,287 (49.5)	1,251 (11.7)	31 (0.3)	3 (0.0)	10,686 (100.0)
8.212 Bilateral hip replacement	154 (47.2)	144 (44.2)	27 (8.3)	1 (0.3)	0 (0.0)	326 (100.0)
8.221 Unilateral knee replacement	8,117 (50.0)	7,118 (43.8)	992 (6.1)	12 (0.1)	4 (0.0)	16,243 (100.0)
8.222 Bilateral knee replacement	1,070 (47.9)	975 (43.6)	189 (8.5)	0 (0.0)	0 (0.0)	2,234 (100.0)
8.231 Knee and hip replacement, same side	7 (31.8)	8 (36.4)	7 (31.8)	0 (0.0)	0 (0.0)	22 (100.0)
8.232 Knee and hip replacement, diff sides	5 (45.5)	4 (36.4)	1 (9.1)	1 (9.1)	0 (0.0)	11 (100.0)
8.24 Shoulder replacement	266 (25.1)	571 (54.0)	214 (20.2)	5 (0.5)	2 (0.2)	1,058 (100.0)
All Orthopaedic Replacements	13,733 (44.9)	14,107 (46.1)	2,681 (8.8)	50 (0.2)	9 (0.0)	30,580 (100.0)

*There were 0 episodes in YOUR FACILITY and 20 episodes in ALL AROC FACILITIES with AN-SNAP class 499A

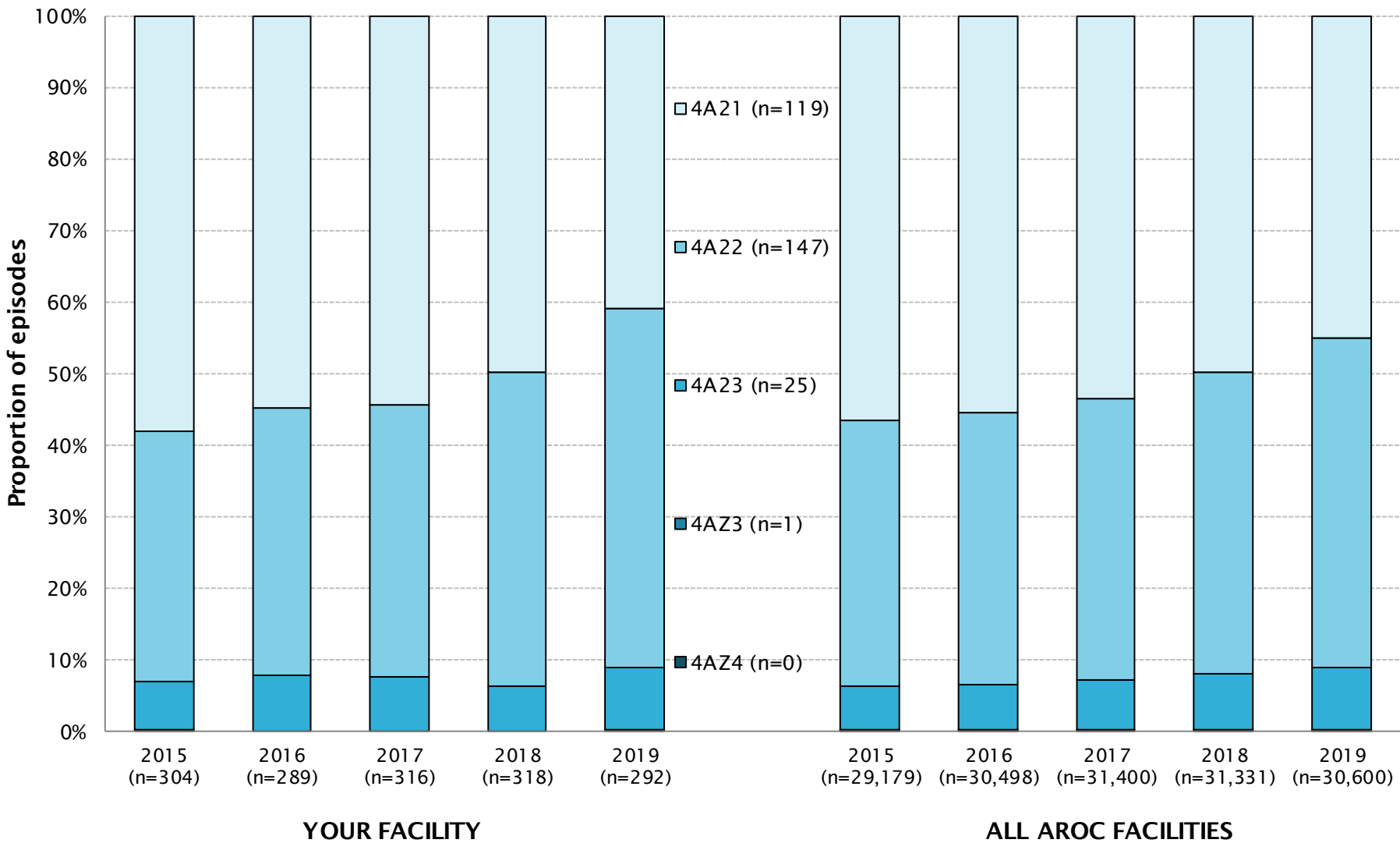
Proportion of episodes by AN-SNAP class



Proportion of episodes by impairment code



Proportion of episodes by AN-SNAP class over time



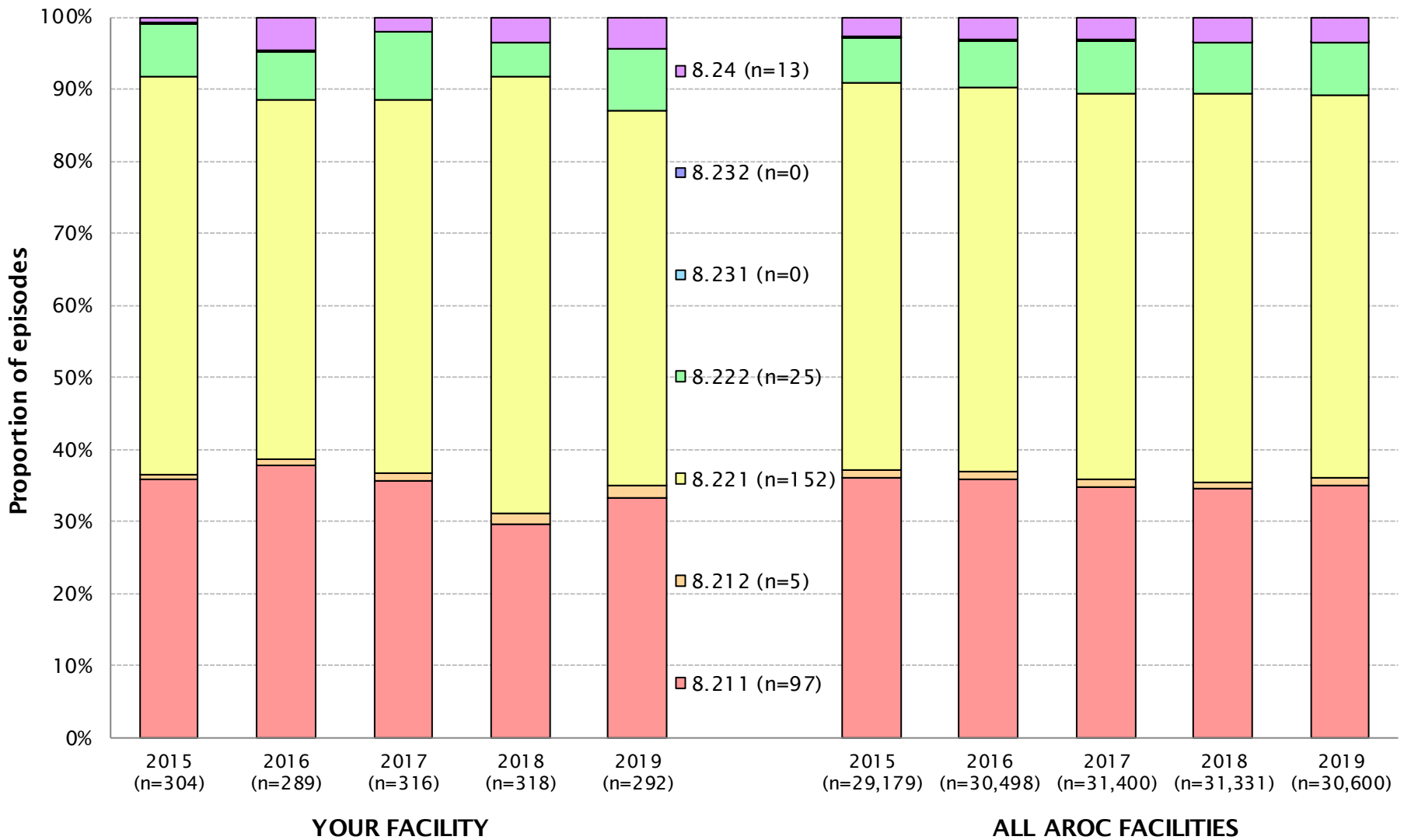
Episodes by AN-SNAP class over time



AN-SNAP class V4	YOUR FACILITY — N					ALL AROC FACILITIES — N				
	2015	2016	2017	2018	2019	2015	2016	2017	2018	2019
4A21 (weighted motor 68-91)	176	158	171	158	119	16,483	16,878	16,729	15,598	13,733
4A22 (weighted motor 50-67)	107	108	120	140	147	10,797	11,588	12,399	13,184	14,107
4A23 (weighted motor 19-49)	20	23	24	20	25	1,824	1,958	2,189	2,464	2,681
4AZ3 (weighted motor 13-18, Age ≥ 65)	1	0	0	0	1	44	49	50	54	50
4AZ4 (weighted motor 13-18, Age ≤ 64)	0	0	0	0	0	7	6	5	12	9
499A (Data error - ungroupable)	0	0	1	0	0	24	19	28	19	20
All Replacement AN-SNAP classes	304	289	316	318	292	29,179	30,498	31,400	31,331	30,600

AN-SNAP class V4	YOUR FACILITY — %					ALL AROC FACILITIES — %				
	2015	2016	2017	2018	2019	2015	2016	2017	2018	2019
4A21 (weighted motor 68-91)	57.9	54.7	54.1	49.7	40.8	56.5	55.3	53.3	49.8	44.9
4A22 (weighted motor 50-67)	35.2	37.4	38.0	44.0	50.3	37.0	38.0	39.5	42.1	46.1
4A23 (weighted motor 19-49)	6.6	8.0	7.6	6.3	8.6	6.3	6.4	7.0	7.9	8.8
4AZ3 (weighted motor 13-18, Age ≥ 65)	0.3	0.0	0.0	0.0	0.3	0.2	0.2	0.2	0.2	0.2
4AZ4 (weighted motor 13-18, Age ≤ 64)	0.0	0.0	0.0	0.0	0.0	0.0	0.0	0.0	0.0	0.0
499A (Data error - ungroupable)	0.0	0.0	0.3	0.0	0.0	0.1	0.1	0.1	0.1	0.1
All Replacement AN-SNAP classes	100.0	100.0	100.0	100.0	100.0	100.0	100.0	100.0	100.0	100.0

Proportion of episodes by impairment code over time



Episodes by impairment code over time



Impairment	YOUR FACILITY — N					ALL AROC FACILITIES — N				
	2015	2016	2017	2018	2019	2015	2016	2017	2018	2019
8.211 Unilateral hip replacement	109	109	113	94	97	10,513	10,956	10,907	10,809	10,692
8.212 Bilateral hip replacement	2	3	3	5	5	321	320	356	299	327
8.221 Unilateral knee replacement	168	144	164	193	152	15,676	16,271	16,793	16,873	16,253
8.222 Bilateral knee replacement	22	19	30	15	25	1,826	1,974	2,327	2,220	2,235
8.231 Knee and hip replacement, same side	0	1	0	0	0	29	22	17	21	22
8.232 Knee and hip replacement, diff sides	1	0	0	0	0	18	10	13	12	11
8.24 Shoulder replacement	2	13	6	11	13	796	945	987	1,097	1,060
All Orthopaedic Replacements	304	289	316	318	292	29,179	30,498	31,400	31,331	30,600

Impairment	YOUR FACILITY — %					ALL AROC FACILITIES — %				
	2015	2016	2017	2018	2019	2015	2016	2017	2018	2019
8.211 Unilateral hip replacement	35.9	37.7	35.8	29.6	33.2	36.0	35.9	34.7	34.5	34.9
8.212 Bilateral hip replacement	0.7	1.0	0.9	1.6	1.7	1.1	1.0	1.1	1.0	1.1
8.221 Unilateral knee replacement	55.3	49.8	51.9	60.7	52.1	53.7	53.4	53.5	53.9	53.1
8.222 Bilateral knee replacement	7.2	6.6	9.5	4.7	8.6	6.3	6.5	7.4	7.1	7.3
8.231 Knee and hip replacement, same side	0.0	0.3	0.0	0.0	0.0	0.1	0.1	0.1	0.1	0.1
8.232 Knee and hip replacement, diff sides	0.3	0.0	0.0	0.0	0.0	0.1	0.0	0.0	0.0	0.0
8.24 Shoulder replacement	0.7	4.5	1.9	3.5	4.5	2.7	3.1	3.1	3.5	3.5
All Orthopaedic Replacements	100.0	100.0	100.0	100.0	100.0	100.0	100.0	100.0	100.0	100.0

Summary of incomplete episodes

Complete episode analysis	YOUR FACILITY		ALL AROC FACILITIES	
	No.	(%)	No.	(%)
Total reporting episodes	292		30,600	
Incomplete episodes	8	(2.7)	981	(3.2)

Reason for incomplete:

Discharged home with end FIM=18	0	(0.0)	9	(0.9)
Discharged home with no end FIM	0	(0.0)	15	(1.5)
Discharged to another hospital	4	(50.0)	543	(55.4)
Discharged back to acute	3	(37.5)	272	(27.7)
Discharged at own risk	1	(12.5)	103	(10.5)
Change of care type (LOS<1 week)	0	(0.0)	7	(0.7)
Died	0	(0.0)	5	(0.5)
Other/Unknown Discharge	0	(0.0)	27	(2.8)

	YOUR FACILITY	
	Incomplete Episodes	Complete episodes

Impairment Code:

8.211 Unilateral hip replacement	5	(62.5)	92	(32.4)
8.212 Bilateral hip replacement	0	(0.0)	5	(1.8)
8.221 Unilateral knee replacement	3	(37.5)	149	(52.5)
8.222 Bilateral knee replacement	0	(0.0)	25	(8.8)
8.231 Knee and hip replacement, same side	0	(0.0)	0	(0.0)
8.232 Knee and hip replacement, diff sides	0	(0.0)	0	(0.0)
8.24 Shoulder replacement	0	(0.0)	13	(4.6)

AN-SNAP Class:

4A21 (weighted motor 68-91)	2	(25.0)	117	(41.2)
4A22 (weighted motor 50-67)	4	(50.0)	143	(50.4)
4A23 (weighted motor 19-49)	2	(25.0)	23	(8.1)
4A23 (weighted motor 13-18, Age ≥ 65)	0	(0.0)	1	(0.4)
4A24 (weighted motor 13-18, Age ≤ 64)	0	(0.0)	0	(0.0)

Review of FIM item scoring by AN-SNAP class

Interpreting the comparative FIM item scoring charts

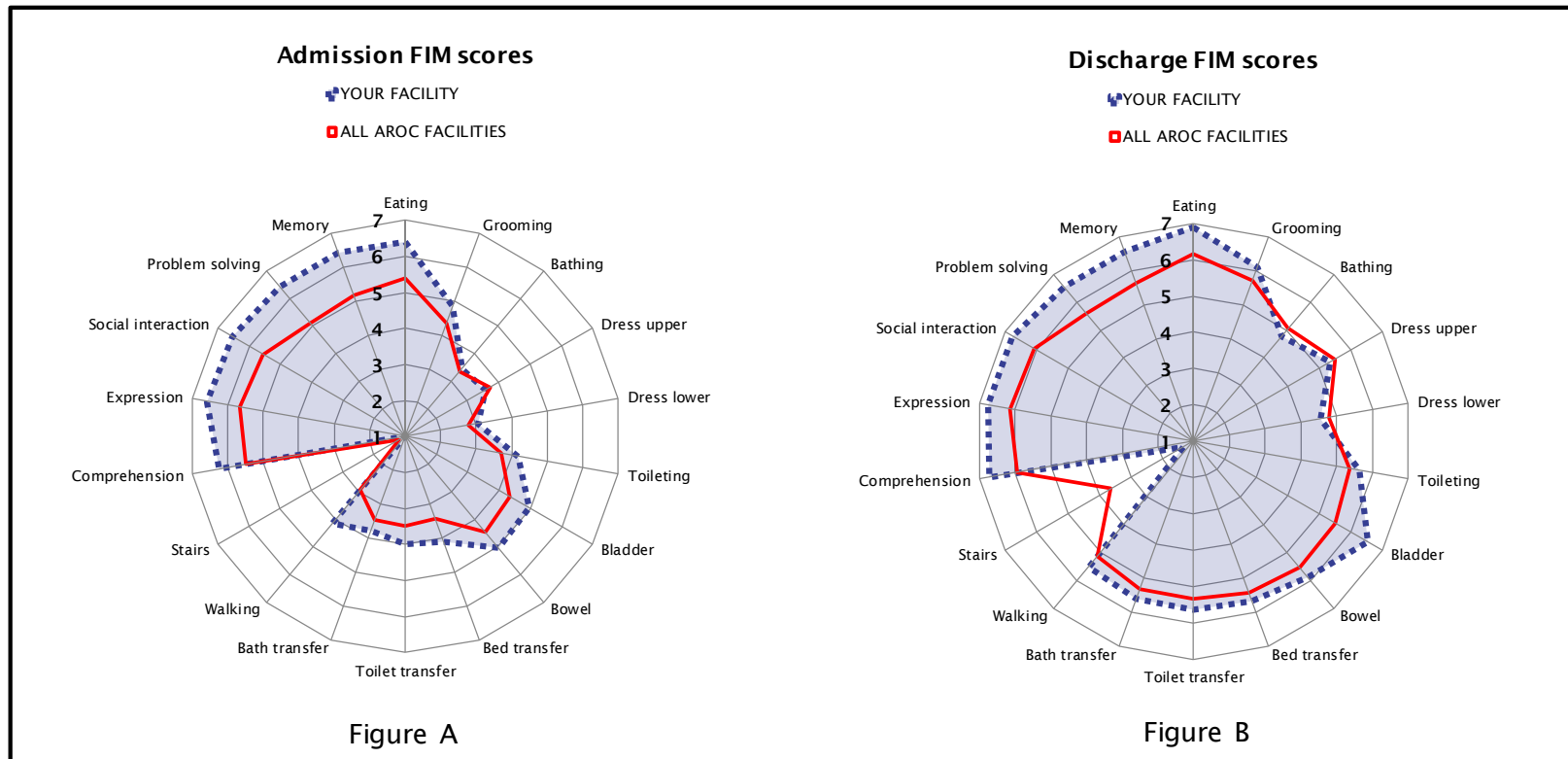


Figure A

Figure B

The FIM splat provides a graphic presentation of functional status in a radar chart. The 18 FIM items are arranged in order as 'spokes' of a wheel and the scoring levels from 1 (total dependence) to 7 (total independence) run from the centre outwards. The mean FIM item score for each item is indicated — a perfect score would be demonstrated as a large circle. The two FIM splats compare FIM scoring on admission (Figure A) and discharge (Figure B) between YOUR FACILITY and ALL AROC FACILITIES data — differences in the two shaded areas indicate differences in mean admission/discharge scoring. Graphs include completed episodes with valid FIM scoring.

Comparative FIM item scoring

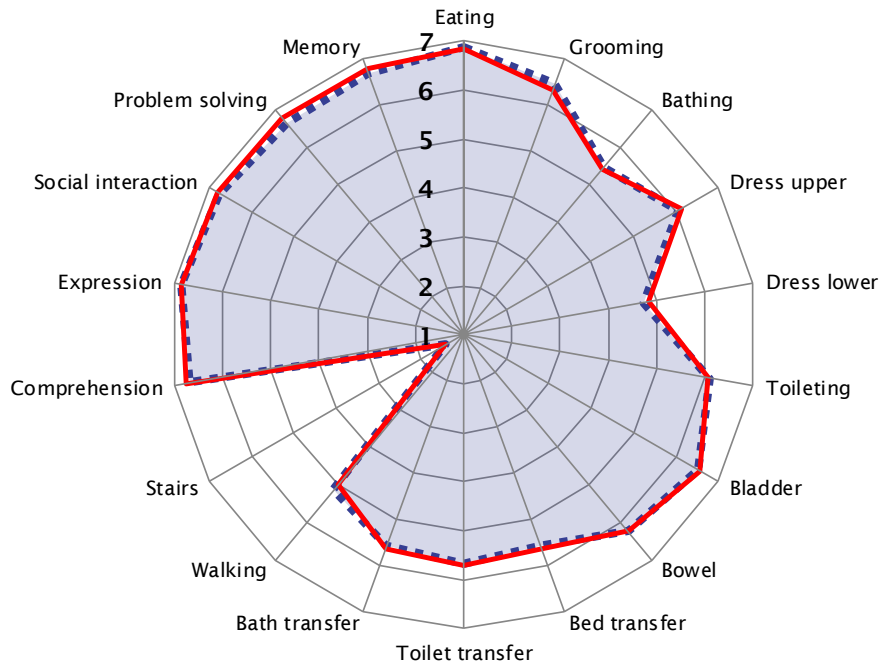
AN-SNAP class 4A21



4A21 Admission FIM scores

YOUR FACILITY (n=117)

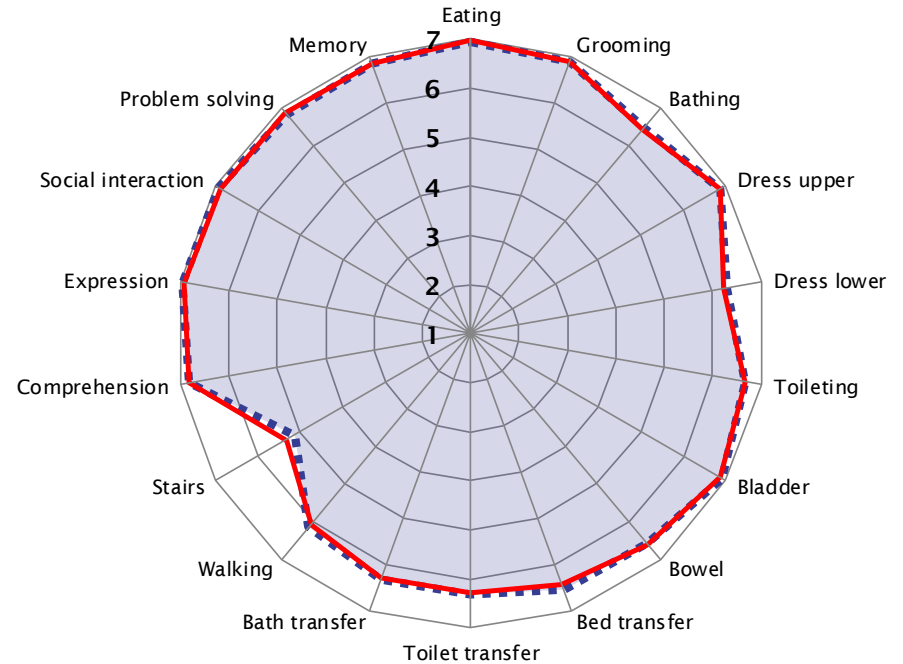
ALL AROC FACILITIES (n=13,482)



4A21 Discharge FIM scores

YOUR FACILITY (n=117)

ALL AROC FACILITIES (n=13,482)



NOTE: Includes only completed episodes with valid FIM scores

Comparative FIM item scoring

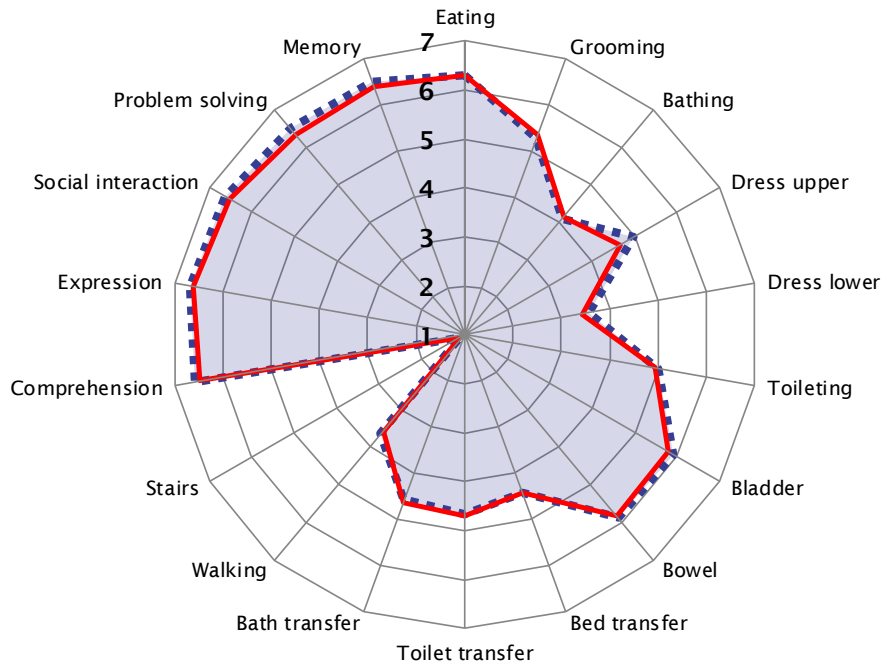
AN-SNAP class 4A22



4A22 Admission FIM scores

YOUR FACILITY (n=143)

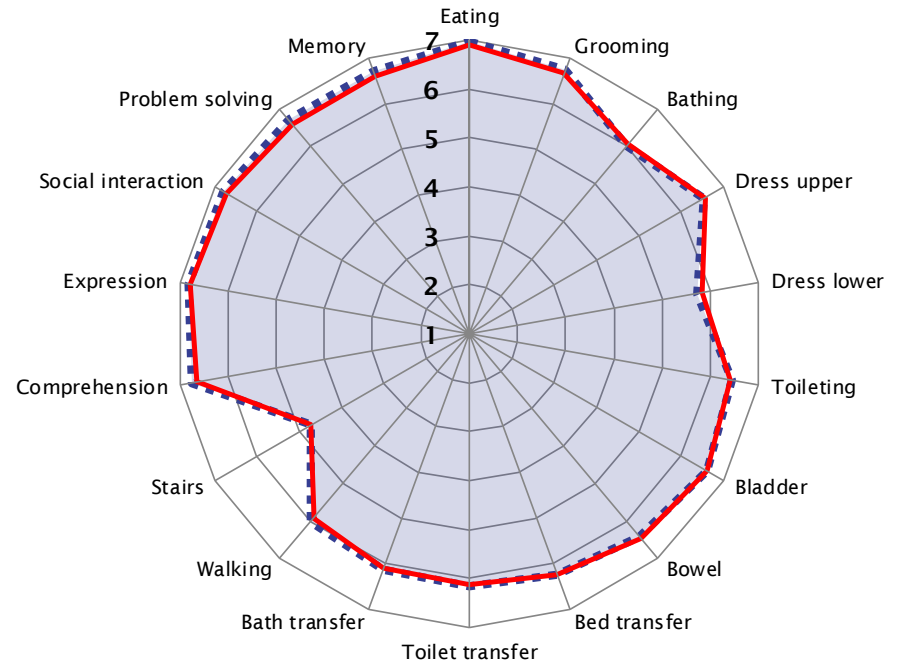
ALL AROC FACILITIES (n=13,672)



4A22 Discharge FIM scores

YOUR FACILITY (n=143)

ALL AROC FACILITIES (n=13,672)



NOTE: Includes only completed episodes with valid FIM scores

Comparative FIM item scoring

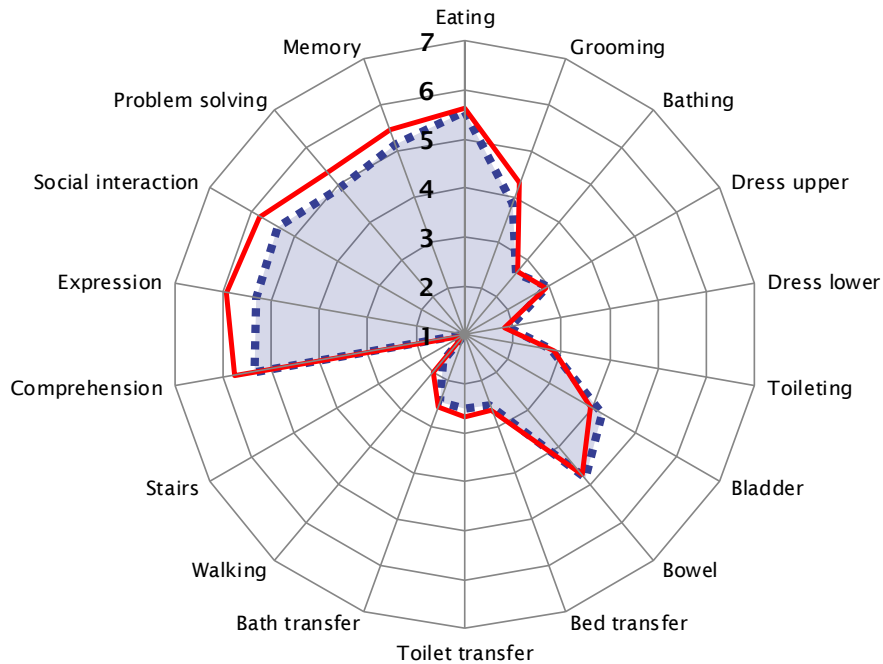
AN-SNAP class 4A23



4A23 Admission FIM scores

YOUR FACILITY (n=23)

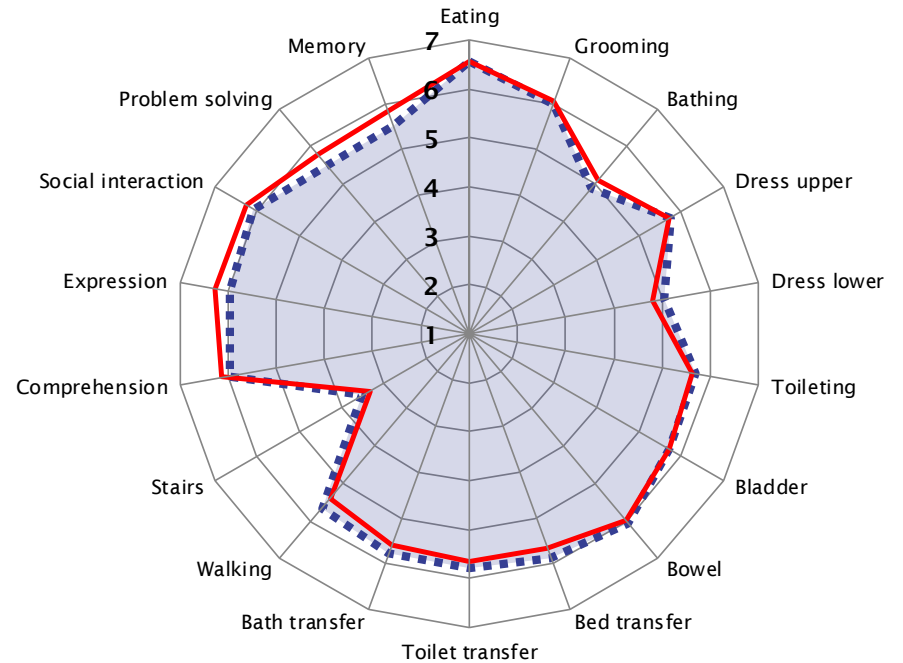
ALL AROC FACILITIES (n=2,418)



4A23 Discharge FIM scores

YOUR FACILITY (n=23)

ALL AROC FACILITIES (n=2,418)



NOTE: Includes only completed episodes with valid FIM scores

Outcome analysis

Completed episodes by AN-SNAP class and impairment code

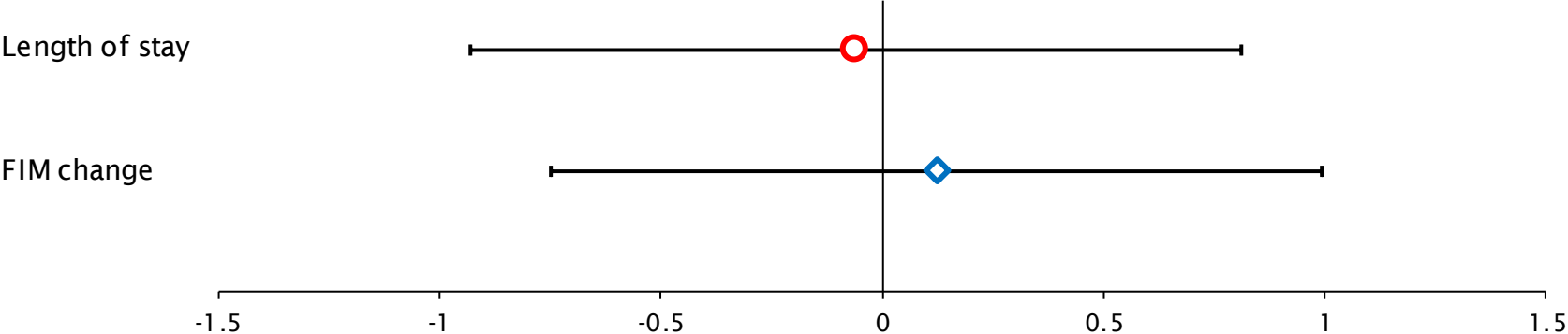


AN-SNAP class V4	YOUR FACILITY			ALL AROC FACILITIES		
	All episodes	Completed episodes	% Complete	All episodes	Completed episodes	% Complete
4A21 (weighted motor 68-91)	119	117	98.3	13,733	13,482	98.2
4A22 (weighted motor 50-67)	147	143	97.3	14,107	13,673	96.9
4A23 (weighted motor 19-49)	25	23	92.0	2,681	2,418	90.2
4AZ3 (weighted motor 13-18, Age ≥ 65)	1	1	100.0	50	33	66.0
4AZ4 (weighted motor 13-18, Age ≤ 64)	0	0	—	9	9	100.0
499A (Data error - ungroupable)	0	0	—	20	4	20.0
All Replacement AN-SNAP classes	292	284	97.3	30,600	29,619	96.8

Impairment	YOUR FACILITY			ALL AROC FACILITIES		
	All episodes	Completed episodes	% Complete	All episodes	Completed episodes	% Complete
8.211 Unilateral hip replacement	97	92	94.8	10,692	10,231	95.7
8.212 Bilateral hip replacement	5	5	100.0	327	319	97.6
8.221 Unilateral knee replacement	152	149	98.0	16,253	15,823	97.4
8.222 Bilateral knee replacement	25	25	100.0	2,235	2,197	98.3
8.231 Knee and hip replacement, same side	0	0	—	22	19	86.4
8.232 Knee and hip replacement, diff sides	0	0	—	11	10	90.9
8.24 Shoulder replacement	13	13	100.0	1,060	1,020	96.2
All Replacement AN-SNAP classes	292	284	97.3	30,600	29,619	96.8

NOTE: All outcomes analysis are based on completed episodes. A definition of completed episodes can be found in Appendix 1 (Glossary).

Casemix-adjusted* relative means

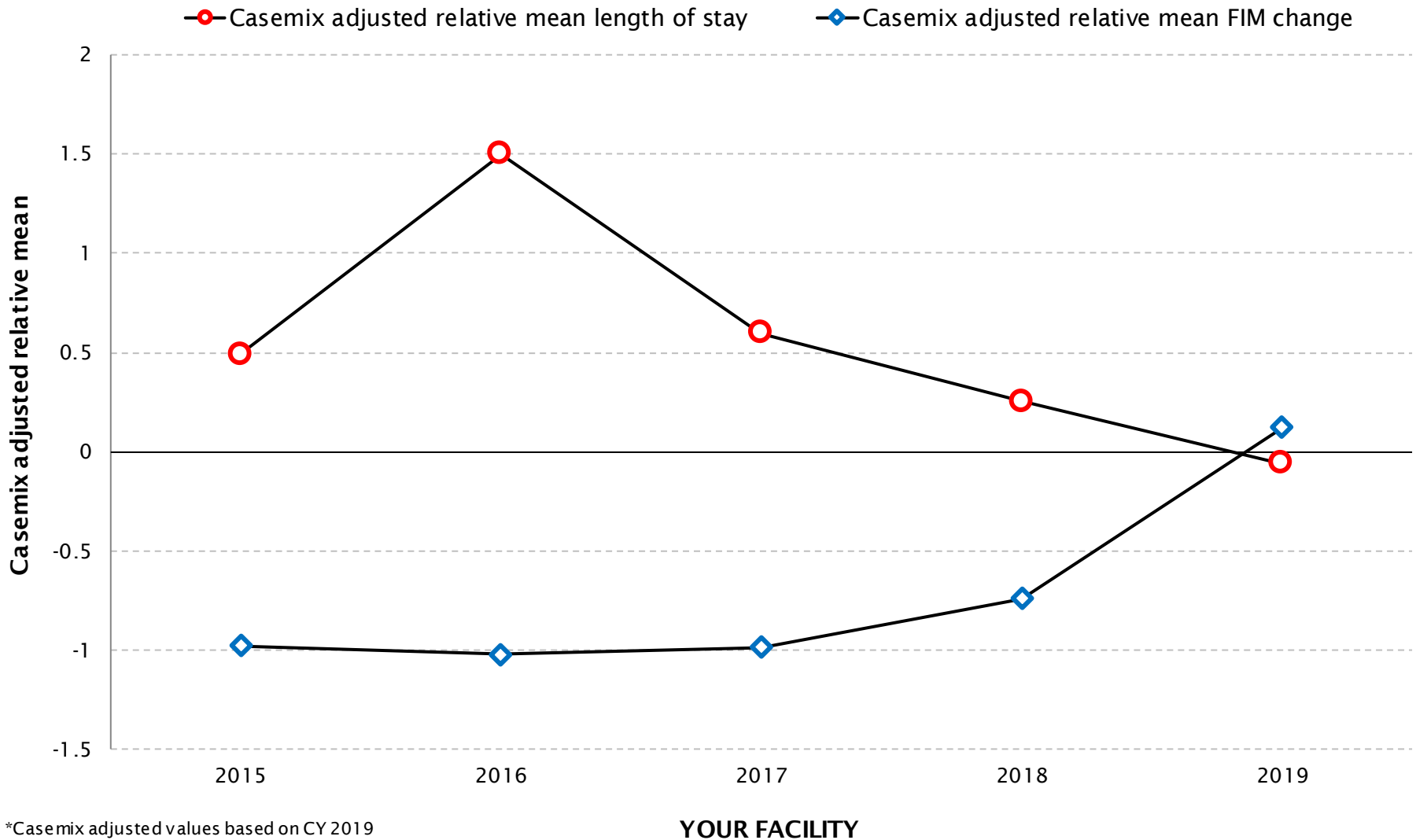


Casemix-adjusted relative means with 95% confidence intervals

Out come measures	YOUR FACILITY		ALL AROC FACILITIES
	Casemix-adjusted* relative mean	95% CI	IQR
Length of stay	-0.1	-0.9 to 0.8	-3.7 to 2.3
FIM change	0.1	-0.8 to 1.0	-3.7 to 4.3

*Includes only completed episodes with valid FIM scores and LOS

Casemix-adjusted* relative means over time



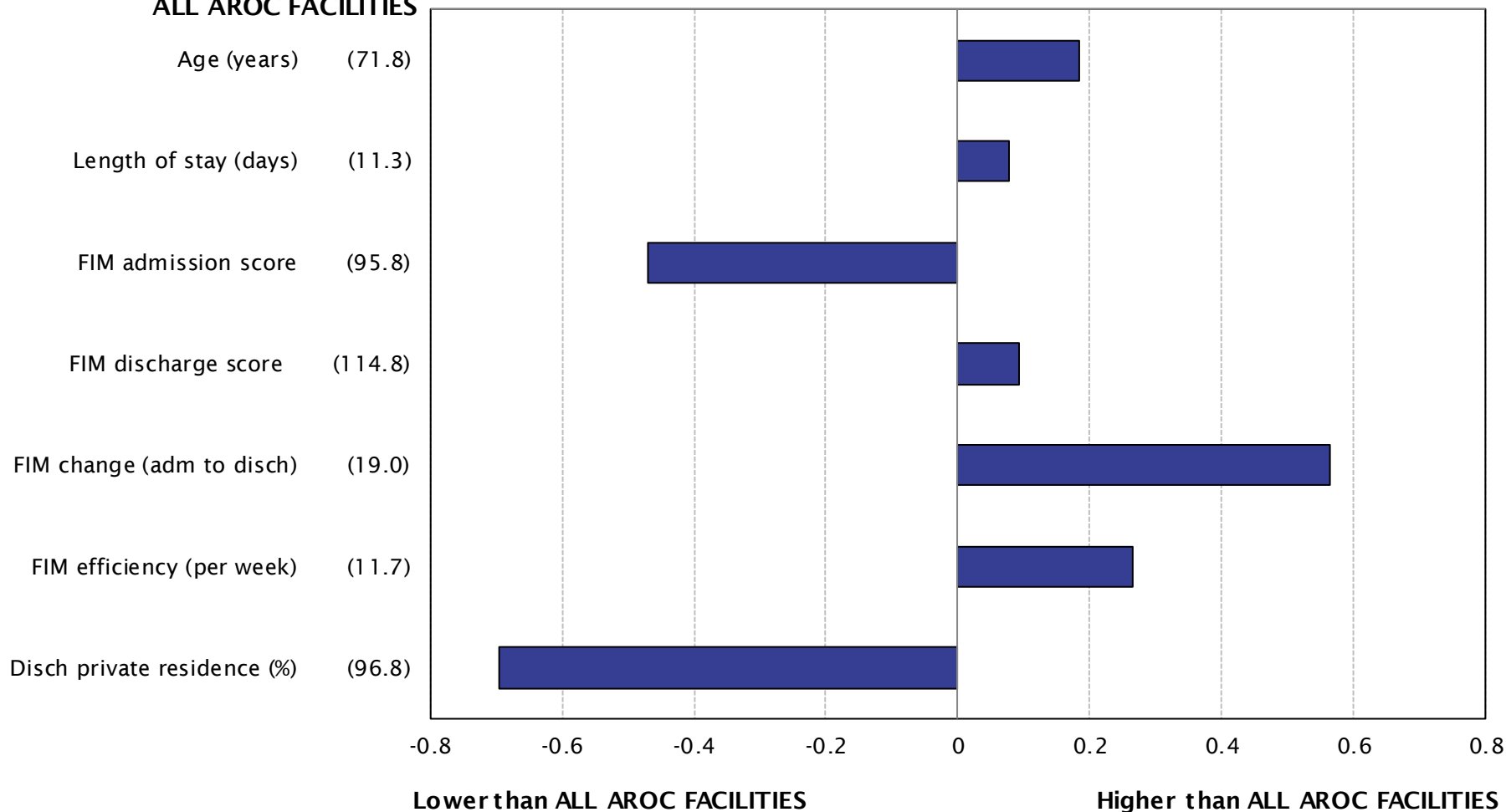
NOTE: Includes only completed episodes with valid FIM scores and LOS; where n<5 the casemix-adjusted relative mean will not be shown

Outcome measures – difference from all AROC



How YOUR FACILITY is different to ALL AROC FACILITIES

ALL AROC FACILITIES

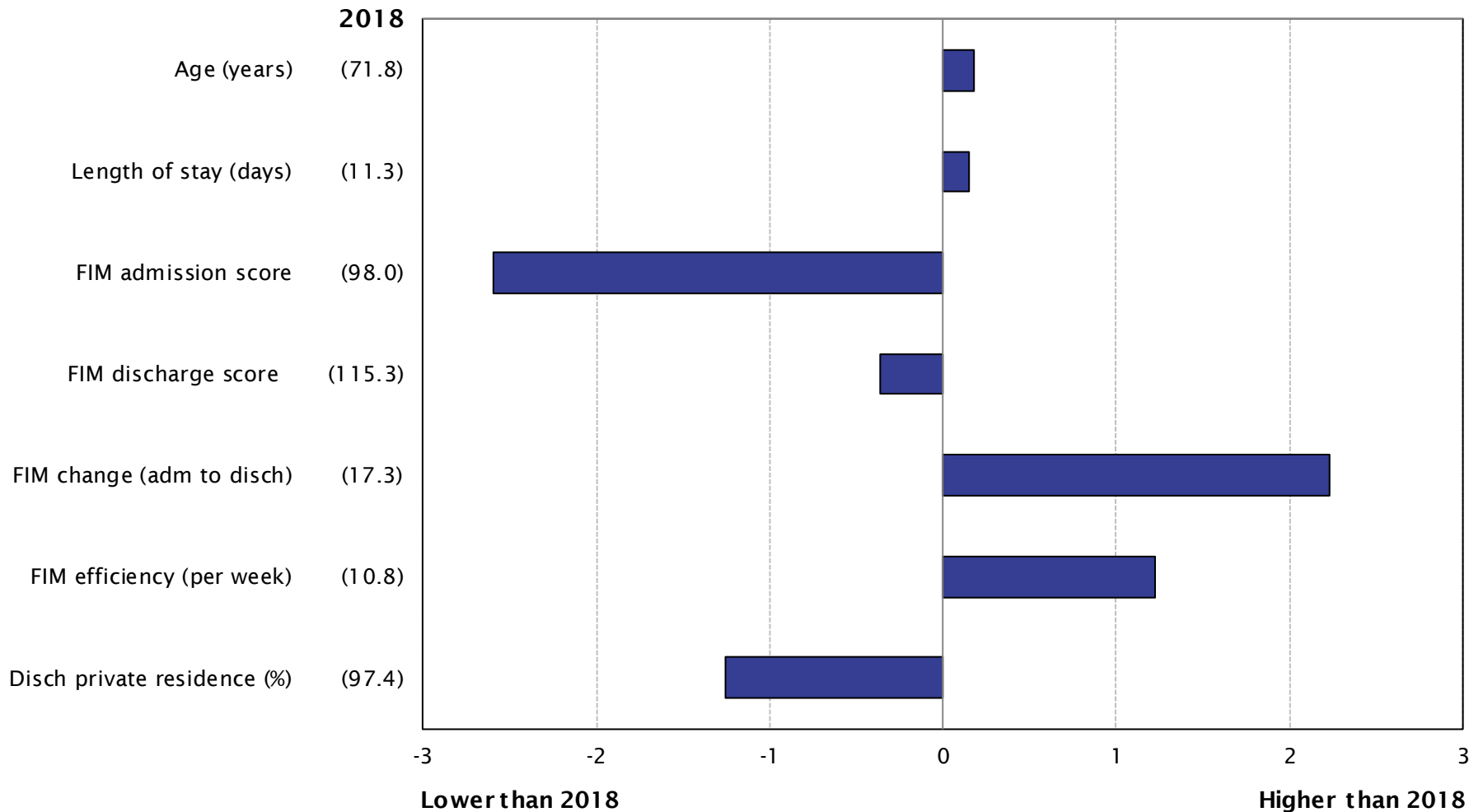


NOTE: Includes only completed episodes with valid FIM scores and LOS

Outcome measures - difference from last year

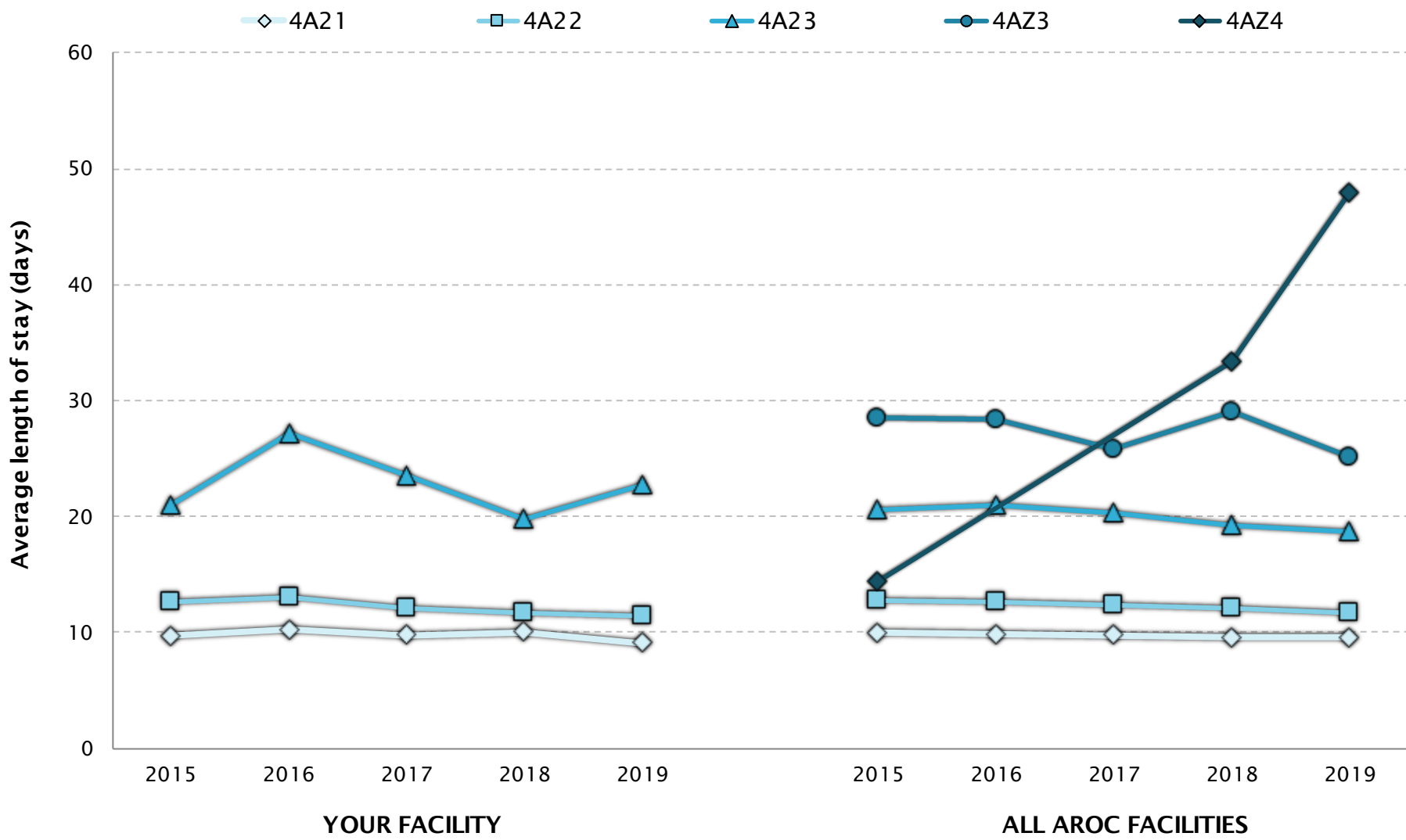


How YOUR FACILITY has changed since 2018



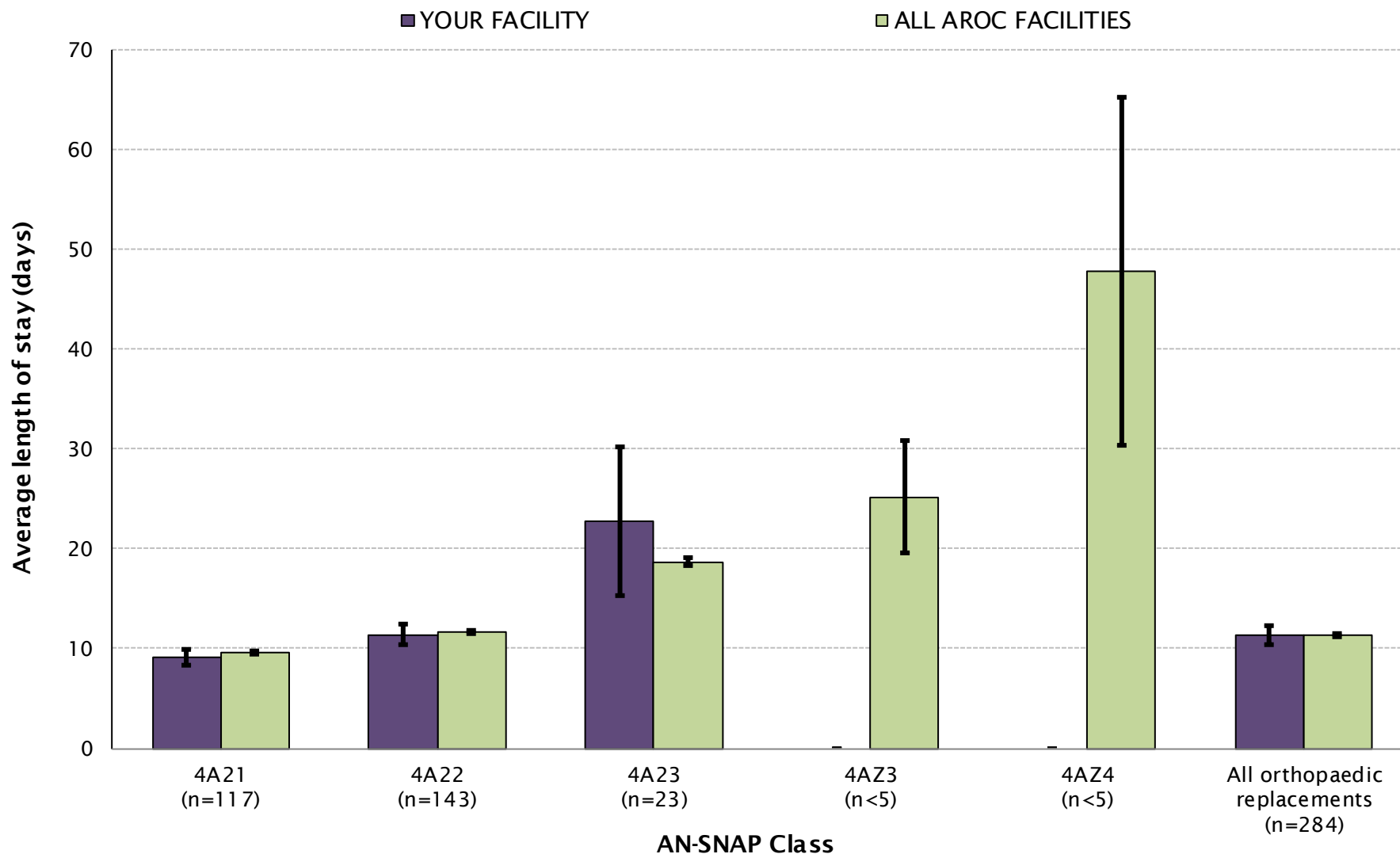
NOTE: Includes only completed episodes with valid FIM scores and LOS

Average length of stay by AN-SNAP class over time



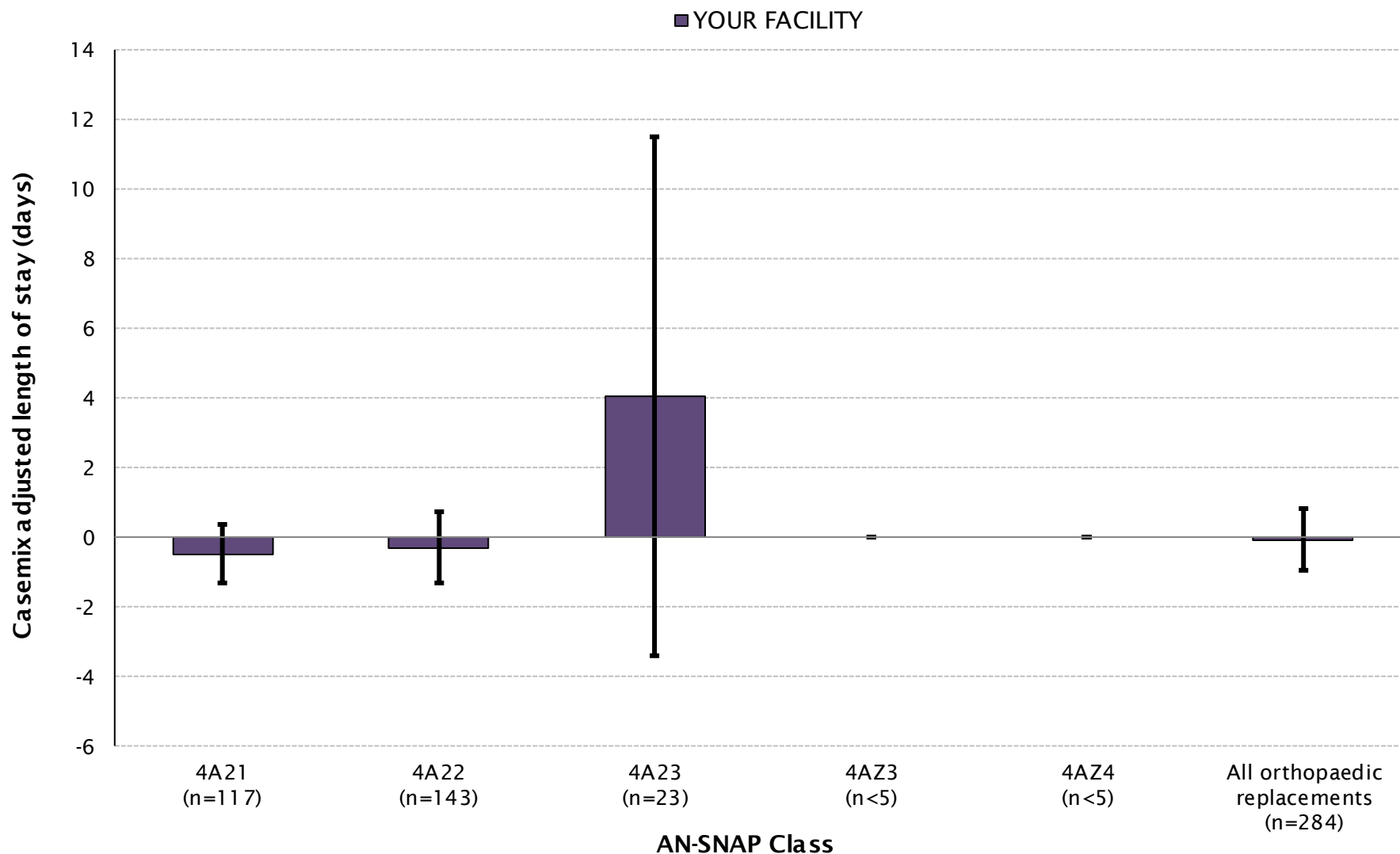
NOTE: Includes only completed episodes with valid LOS; where n<5 average LOS will not be shown

Average length of stay by AN-SNAP class



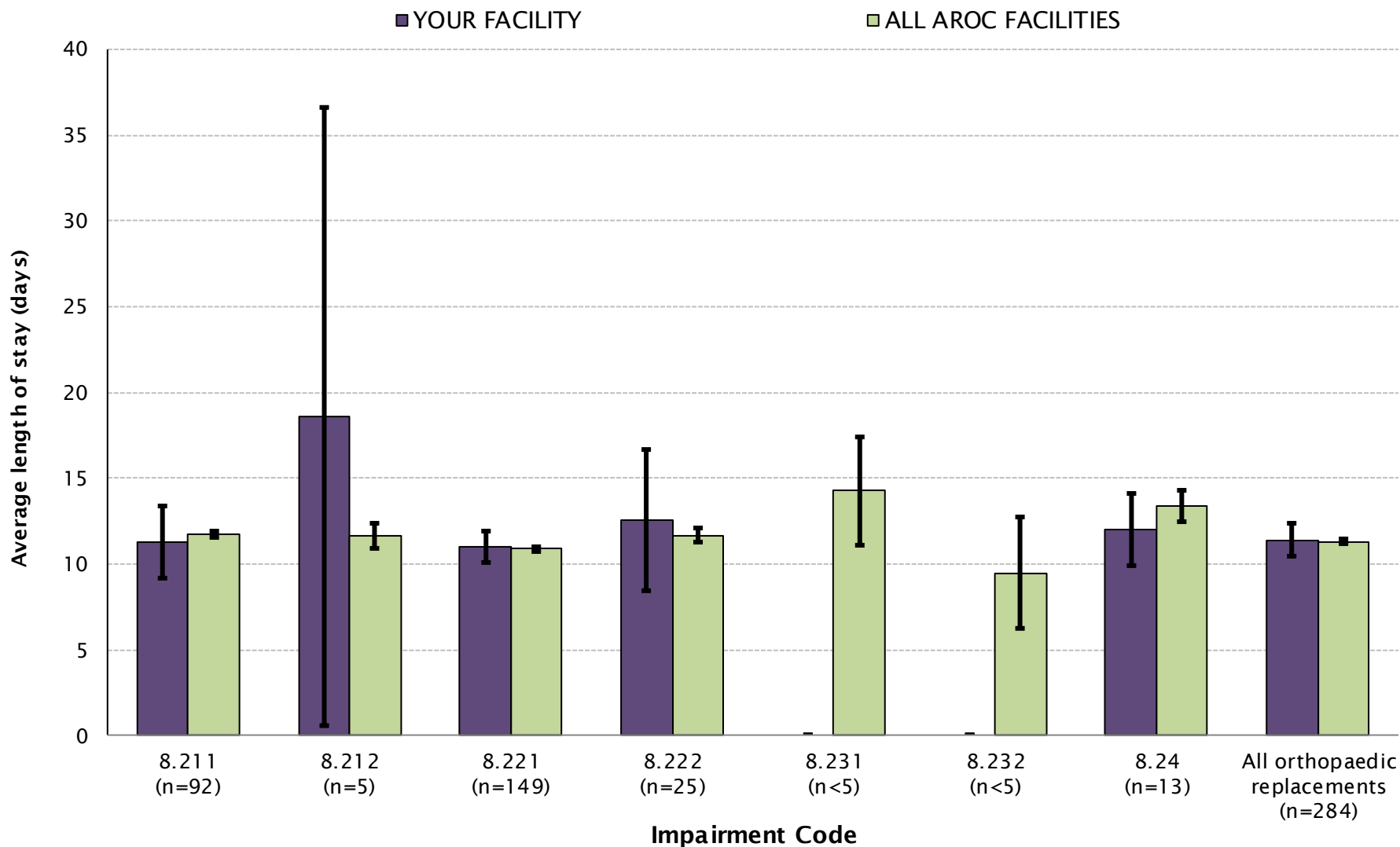
NOTE: Includes only completed episodes with valid LOS, where n<5 average LOS will not be shown

Casemix-adjusted relative mean length of stay by AN-SNAP class



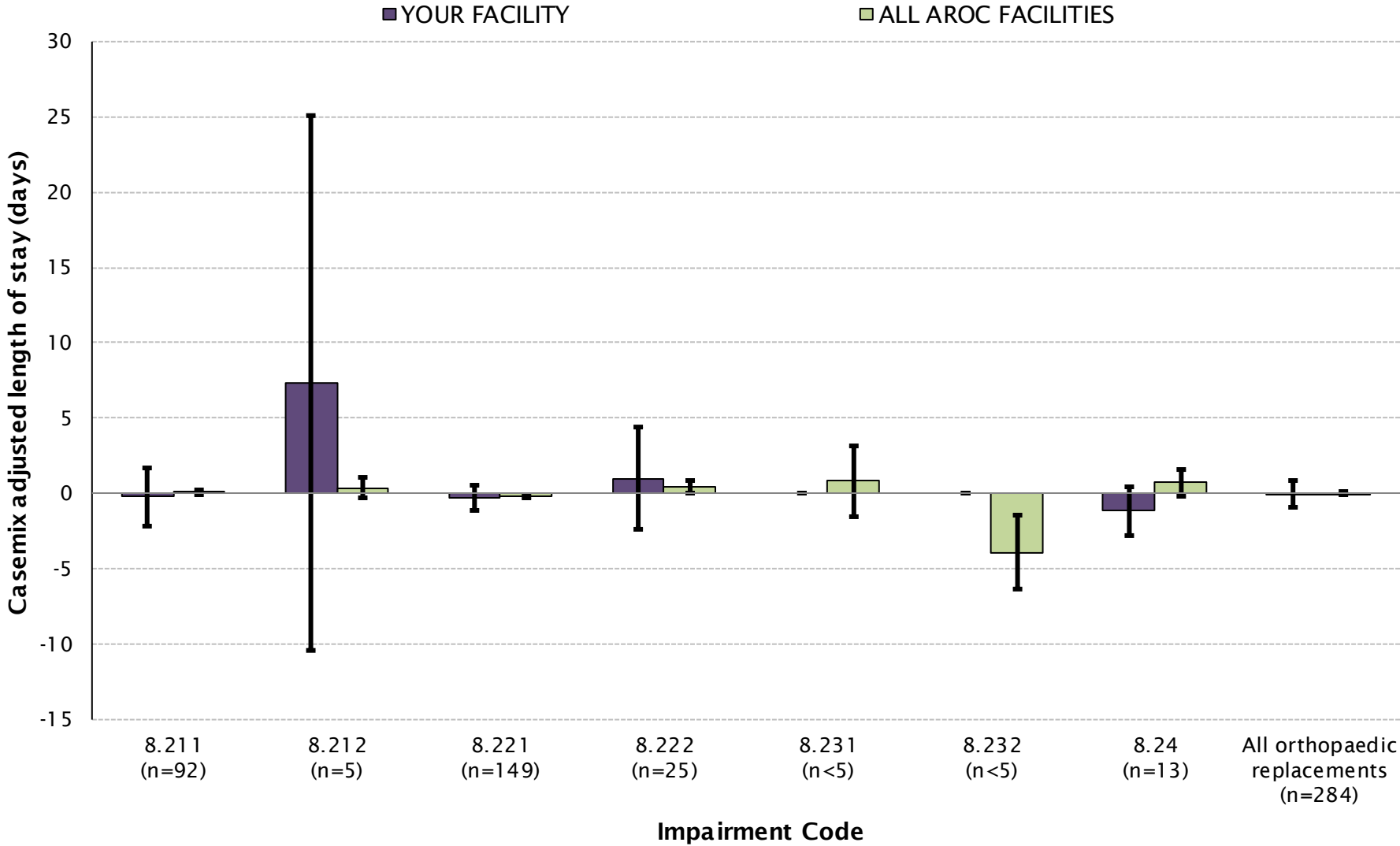
NOTE: Includes only completed episodes with valid LOS; where n<5 CARMi LOS will not be shown

Average length of stay by impairment



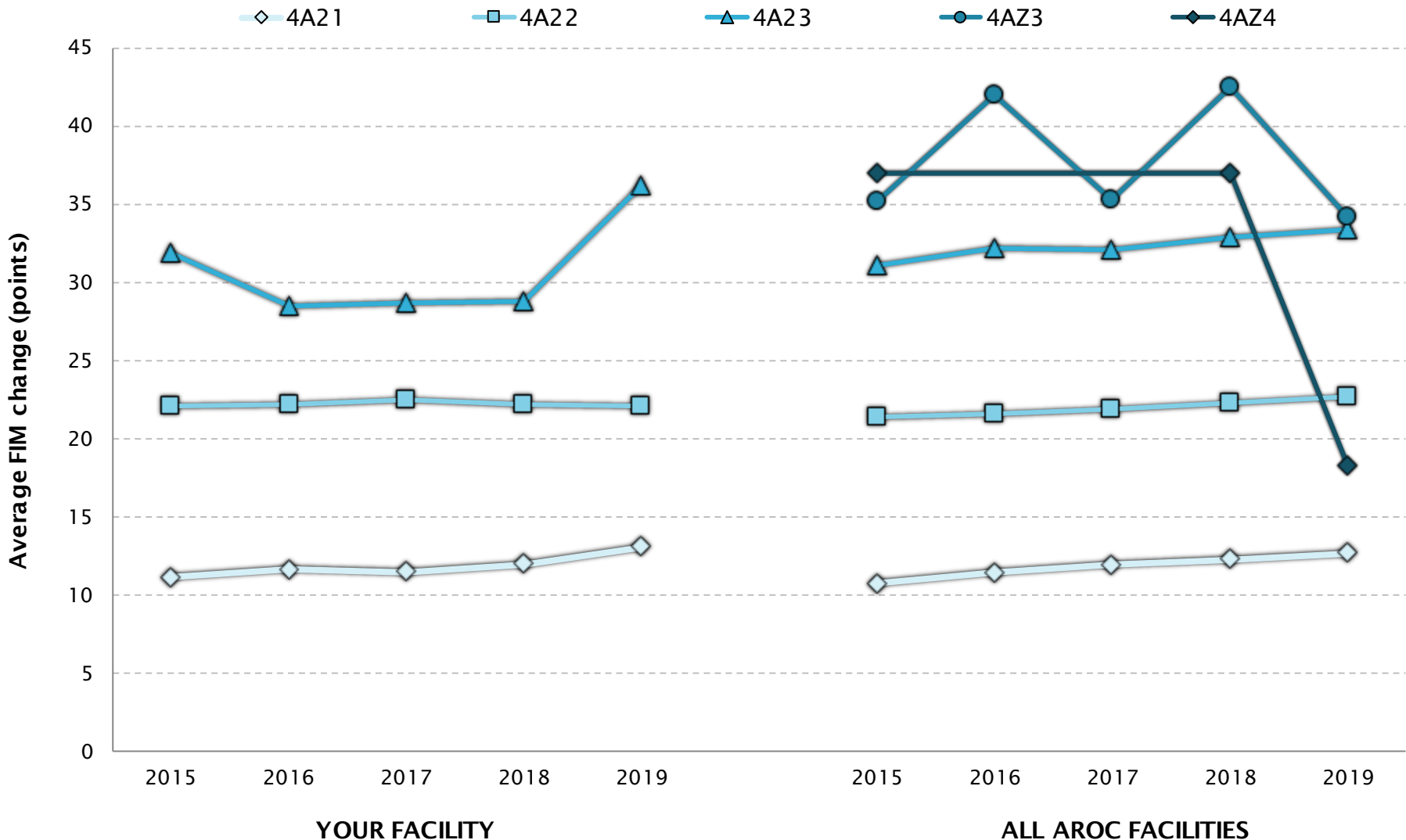
NOTE: Includes only completed episodes with valid LOS, where n<5 average LOS will not be shown

Casemix-adjusted relative mean length of stay by impairment



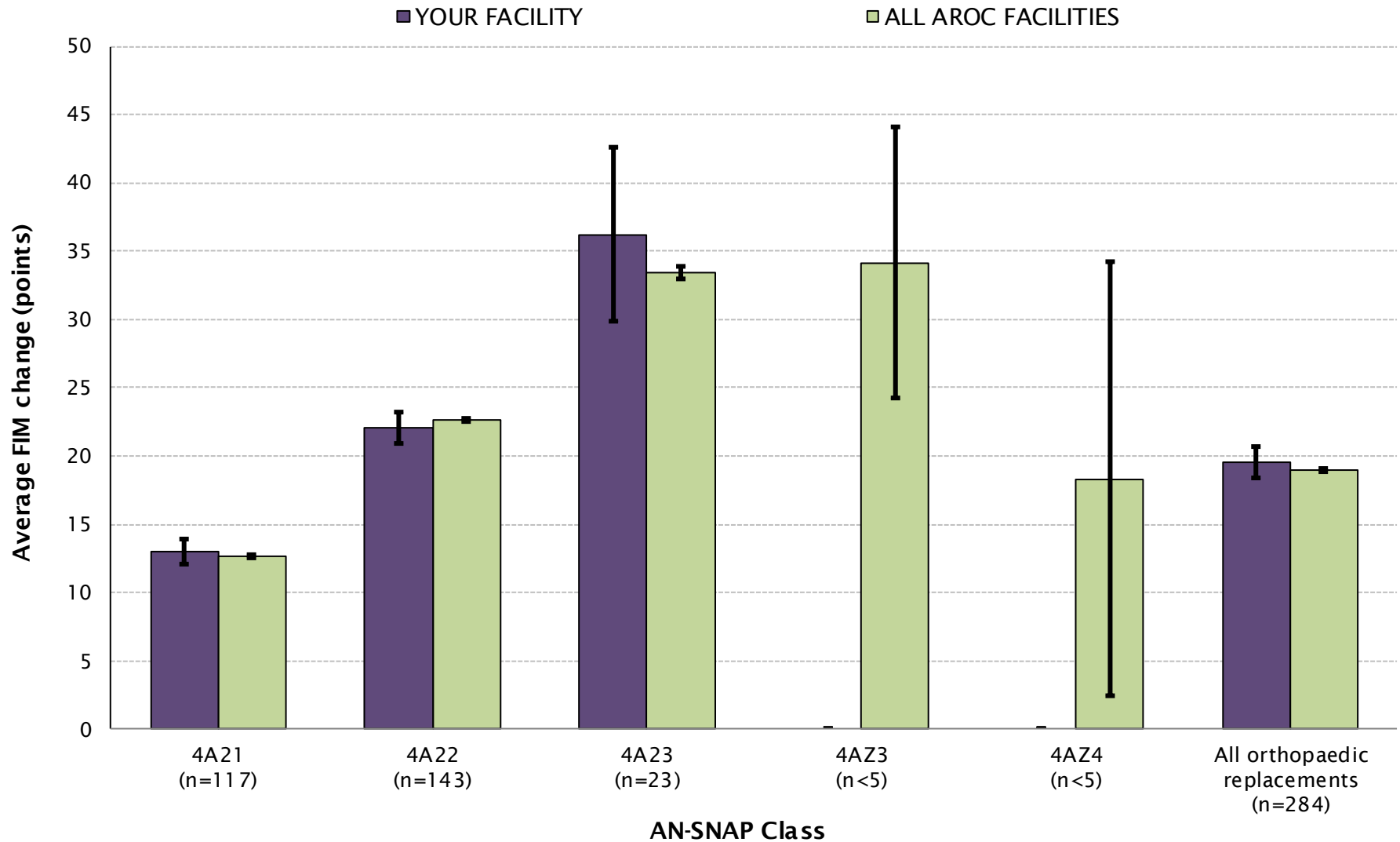
NOTE: Includes only completed episodes with valid LOS; where n<5 CARMi LOS will not be shown

Average FIM change by AN-SNAP class over time



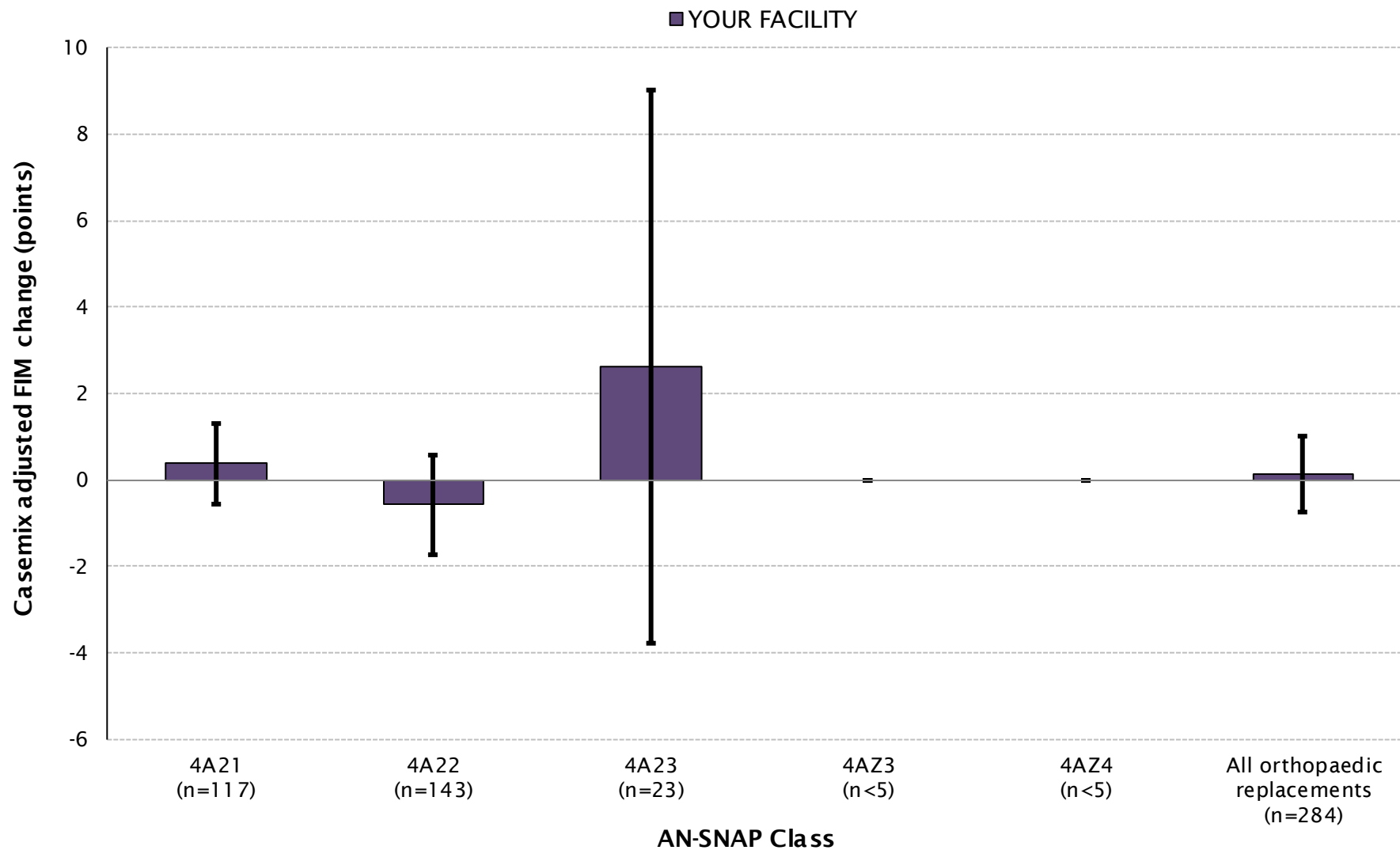
NOTE: Includes only completed episodes with valid FIM scores; where n<5 average FIM change will not be shown

Average FIM change by AN-SNAP class



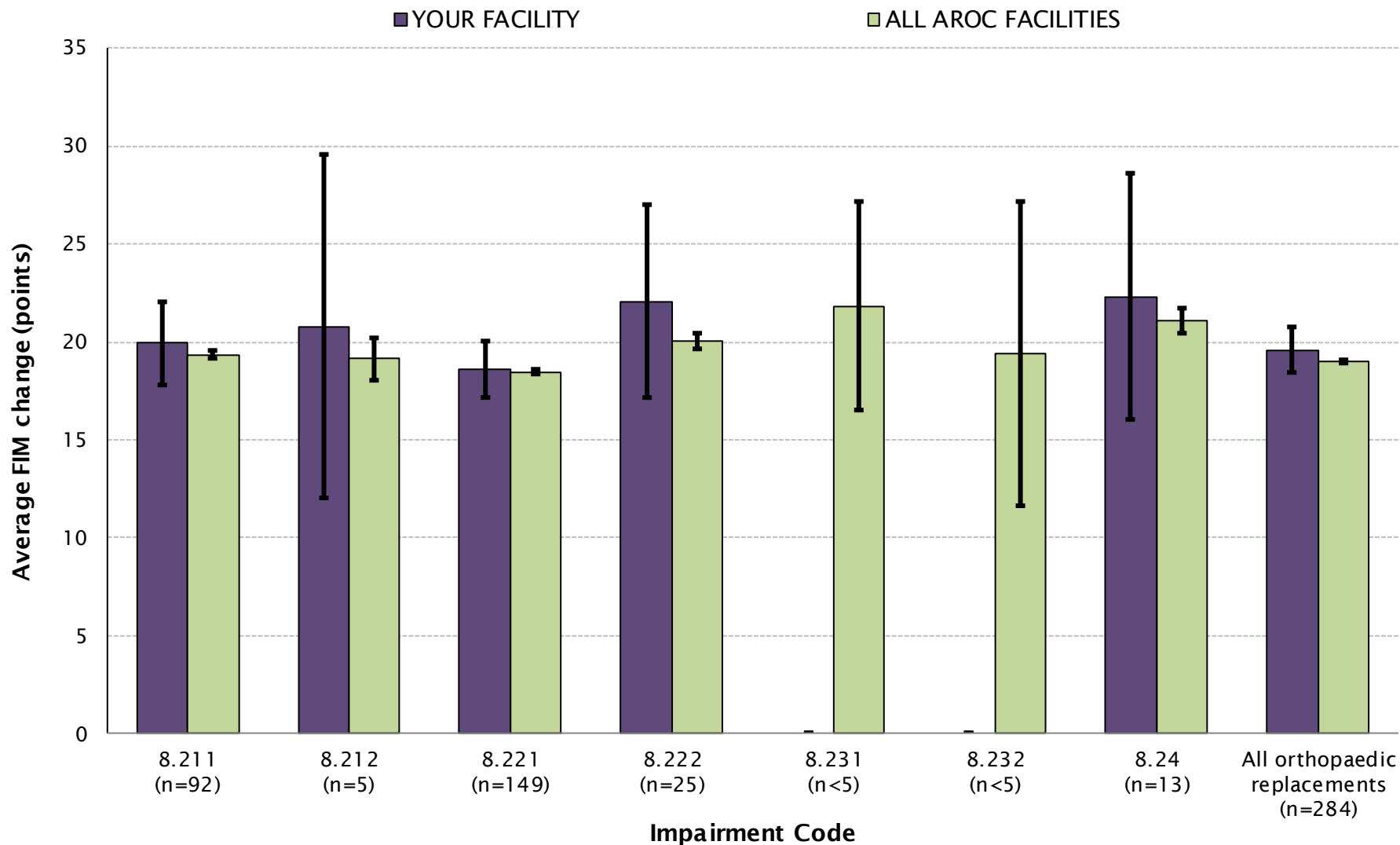
NOTE: Includes only completed episodes with valid FIM scores, where n<5 average FIM change will not be shown

Casemix-adjusted relative mean FIM change by AN-SNAP class



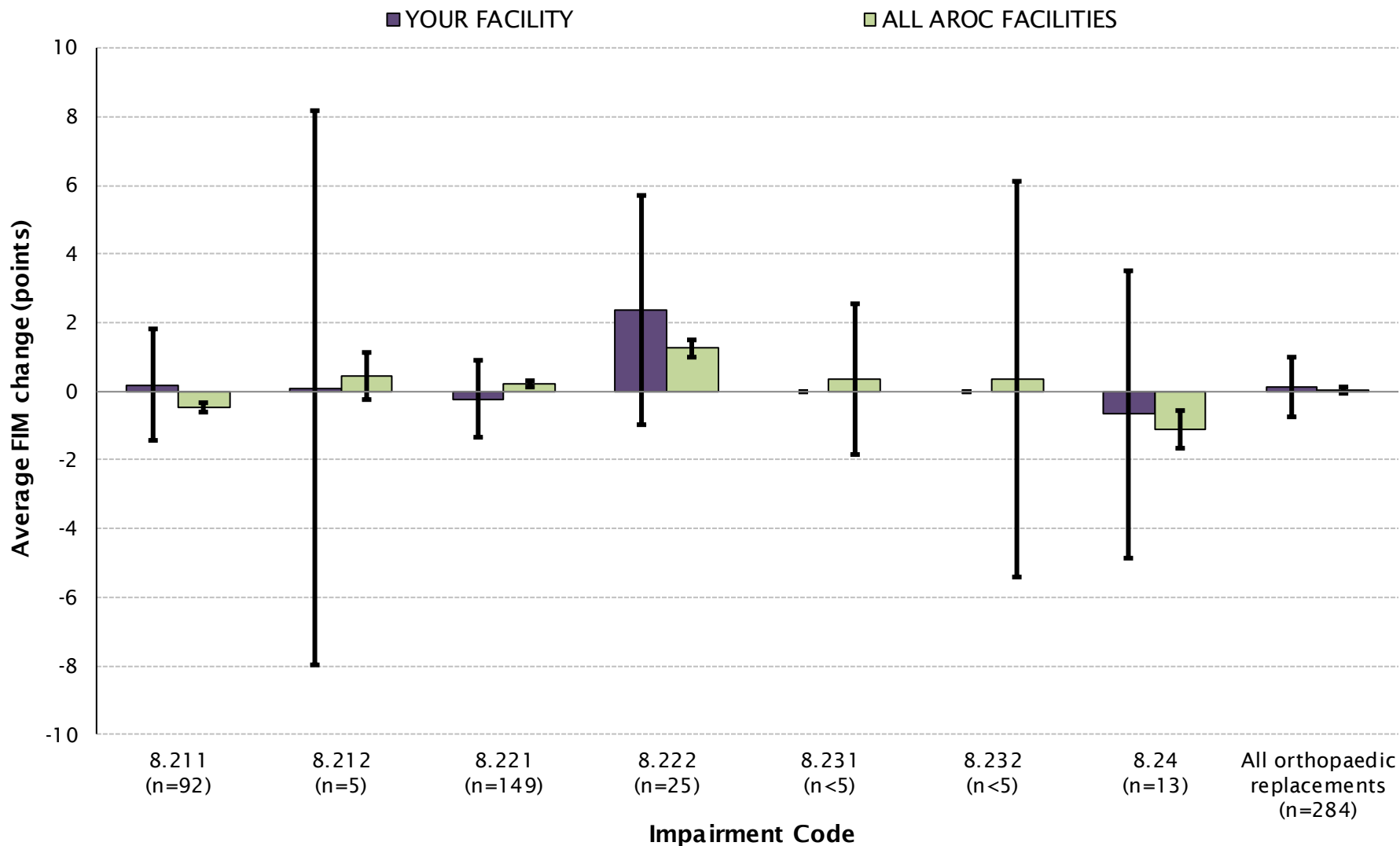
NOTE: Includes only completed episodes with valid FIM scores, where n<5 CARMi FIM change will not be shown

Average FIM change by impairment



NOTE: Includes only completed episodes with valid FIM scores, where n<5 average FIM change will not be shown

Casemix-adjusted relative mean FIM change by impairment



NOTE: Includes only completed episodes with valid FIM scores, where n<5 CARMi FIM change will not be shown

Casemix-adjusted relative mean and average length of stay and FIM change by AN-SNAP class and impairment

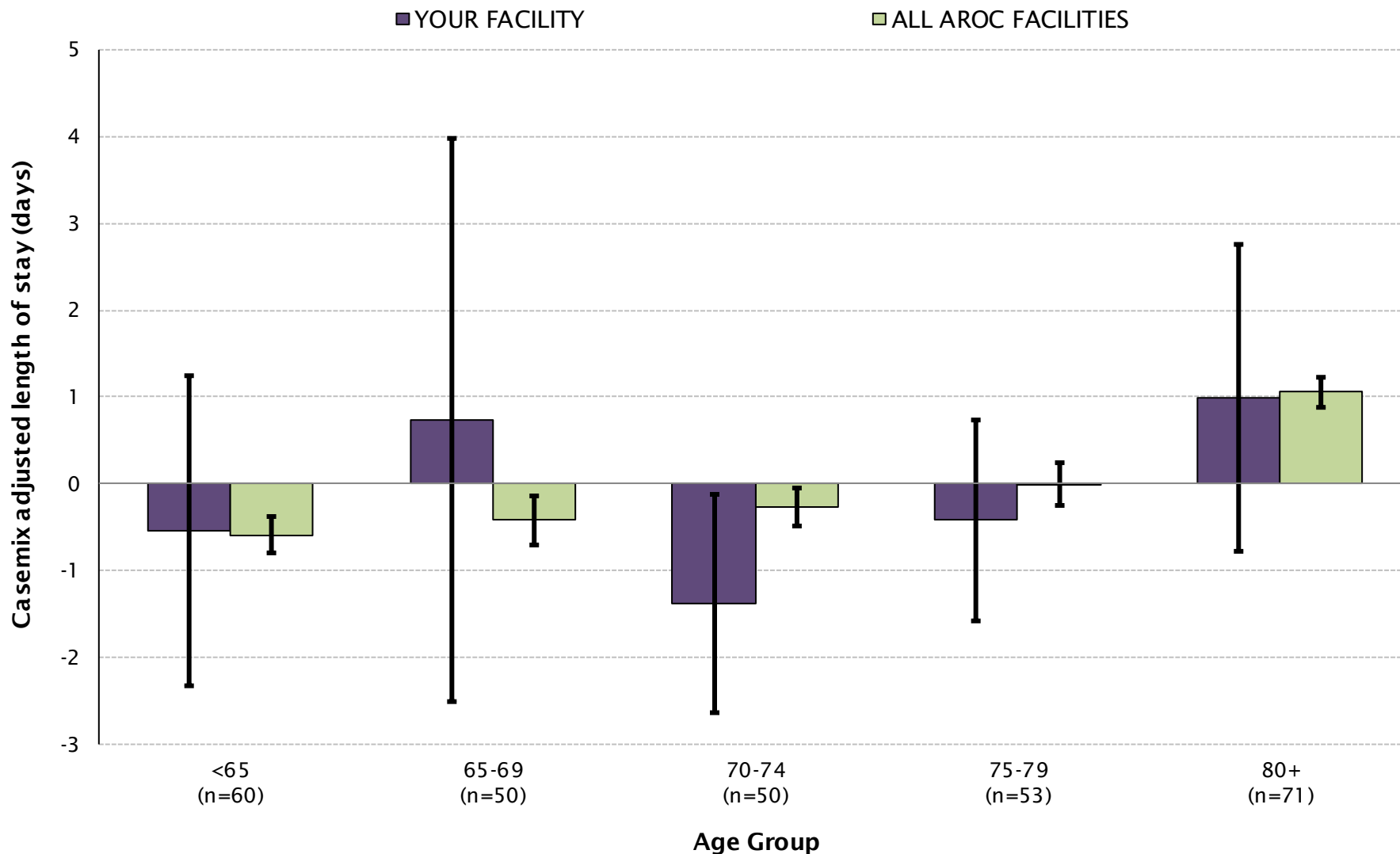


AN-SNAP class V4	YOUR FACILITY						ALL AROC FACILITIES					
	CARMi (95%CI)				Average (95%CI)							
	LOS	FIM change		LOS	FIM change		LOS	FIM change				
4A21 (weighted motor 68-91)	-0.5	(-1.3 - 0.4)	0.4	(-0.5 - 1.3)	9.1	(8.3 - 9.9)	13.1	(12.1 - 14.0)	9.6	(9.4 - 9.7)	12.7	(12.6 - 12.8)
4A22 (weighted motor 50-67)	-0.3	(-1.3 - 0.7)	-0.6	(-1.7 - 0.6)	11.4	(10.4 - 12.4)	22.1	(20.9 - 23.2)	11.7	(11.6 - 11.8)	22.7	(22.5 - 22.8)
4A23 (weighted motor 19-49)	4.1	(-3.4 - 11.5)	2.6	(-3.8 - 9.0)	22.7	(15.3 - 30.2)	36.2	(29.8 - 42.6)	18.7	(18.3 - 19.2)	33.4	(32.9 - 33.9)
4AZ3 (weighted motor 13-18, Age ≥ 65)	—	—	—	—	—	—	—	—	25.2	(19.5 - 30.9)	34.2	(24.2 - 44.1)
4AZ4 (weighted motor 13-18, Age ≤ 64)	—	—	—	—	—	—	—	—	47.9	(30.5 - 65.3)	18.3	(2.4 - 34.2)
All Replacement AN-SNAP classes	-0.1	(-0.9 - 0.8)	0.1	(-0.8 - 1.0)	11.4	(10.5 - 12.4)	19.6	(18.4 - 20.7)	11.3	(11.2 - 11.4)	19.0	(18.9 - 19.1)

Impairment	YOUR FACILITY						ALL AROC FACILITIES					
	CARMi (95%CI)				Average (95%CI)							
	LOS	FIM change		LOS	FIM change		LOS	FIM change				
8.211 Unilateral hip replacement	-0.2	(-2.2 - 1.7)	0.2	(-1.4 - 1.8)	11.3	(9.2 - 13.4)	19.9	(17.8 - 22.1)	11.7	(11.5 - 11.9)	19.4	(19.2 - 19.5)
8.212 Bilateral hip replacement	7.3	(-10.4 - 25.1)	0.1	(-8.0 - 8.2)	18.6	(0.6 - 36.6)	20.8	(12.1 - 29.5)	11.6	(10.9 - 12.4)	19.2	(18.1 - 20.2)
8.221 Unilateral knee replacement	-0.3	(-1.1 - 0.5)	-0.2	(-1.3 - 0.9)	11.0	(10.1 - 11.9)	18.6	(17.2 - 20.1)	10.9	(10.8 - 11.0)	18.5	(18.3 - 18.6)
8.222 Bilateral knee replacement	1.0	(-2.4 - 4.4)	2.4	(-1.0 - 5.7)	12.6	(8.5 - 16.7)	22.1	(17.2 - 27.0)	11.7	(11.3 - 12.1)	20.0	(19.6 - 20.4)
8.231 Knee and hip replacement, same side	—	—	—	—	—	—	—	—	14.3	(11.1 - 17.4)	21.8	(16.5 - 27.1)
8.232 Knee and hip replacement, diff sides	—	—	—	—	—	—	—	—	9.5	(6.2 - 12.8)	19.4	(11.6 - 27.2)
8.24 Shoulder replacement	-1.2	(-2.8 - 0.4)	-0.7	(-4.9 - 3.5)	12.0	(9.9 - 14.1)	22.3	(16.0 - 28.6)	13.4	(12.5 - 14.3)	21.1	(20.5 - 21.7)
All Orthopaedic Replacements	-0.1	(-0.9 - 0.8)	0.1	(-0.8 - 1.0)	11.4	(10.5 - 12.4)	19.6	(18.4 - 20.7)	11.3	(11.2 - 11.4)	19.0	(18.9 - 19.1)

NOTE: Includes only completed episodes with valid FIM scores and LOS, where n<5 no values are shown

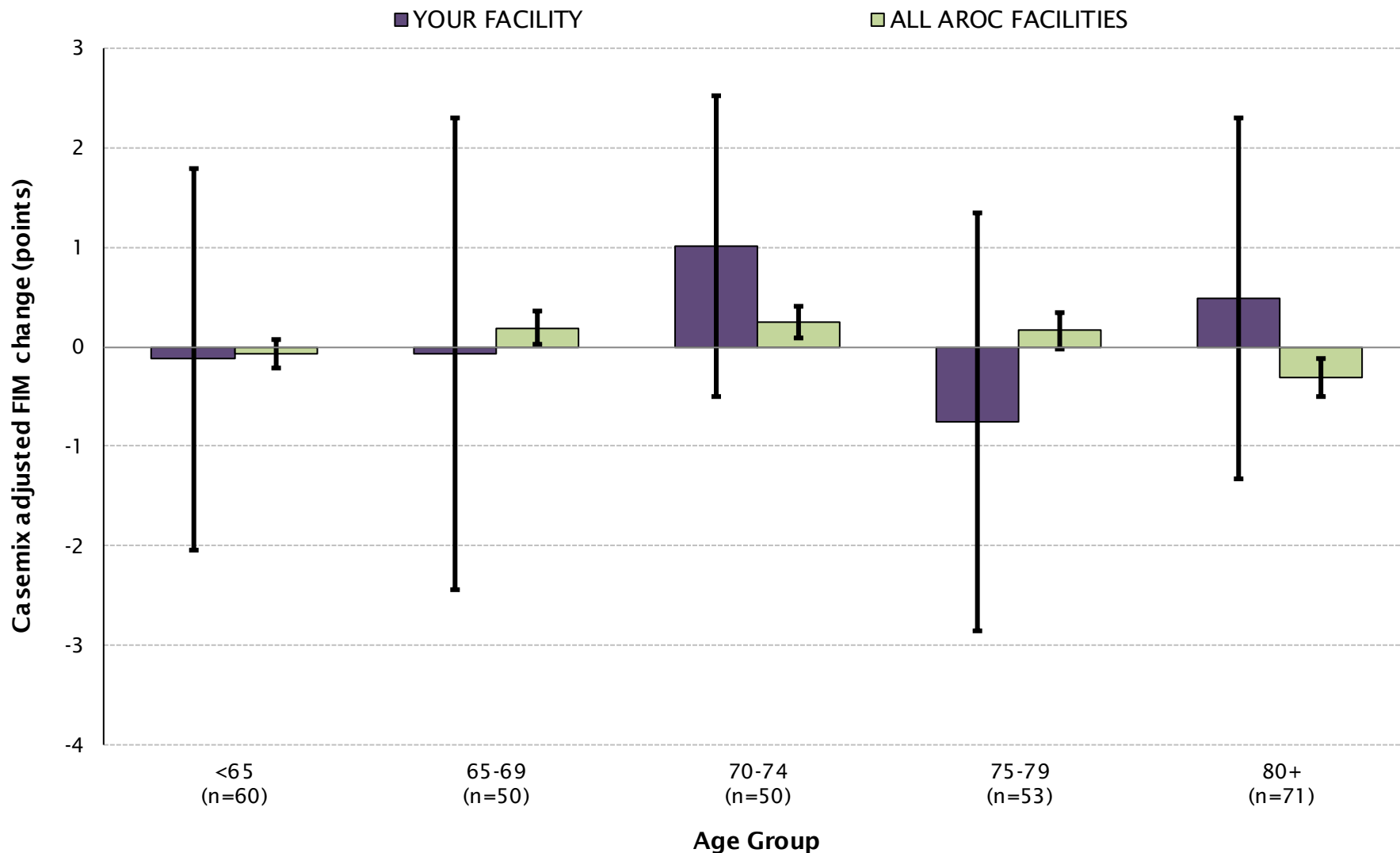
Casemix-adjusted relative mean length of stay by age group*



NOTE: Includes only completed episodes with valid LOS and age, where n<5 CARMi LOS will not be shown

* Approximately 20% total population per age group

Casemix-adjusted relative mean FIM change by age group*



NOTE: Includes only completed episodes with valid FIM scores and age, where n<5 CARMI FIM change will not be shown

* Approximately 20% total population per age group

Average and casemix-adjusted relative mean length of stay and FIM change by age group*

Age group	YOUR FACILITY		ALL AROC FACILITIES	
	LOS (95%CI)	FIM change (95%CI)	LOS (95%CI)	FIM change (95%CI)
<65	10.4 (8.3 - 12.5)	18.0 (15.3 - 20.6)	10.2 (10.0 - 10.4)	17.0 (16.8 - 17.3)
65-69	11.9 (8.3 - 15.5)	18.9 (16.2 - 21.5)	10.5 (10.2 - 10.7)	18.0 (17.7 - 18.2)
70-74	9.8 (8.5 - 11.1)	19.6 (17.0 - 22.2)	10.8 (10.6 - 11.1)	18.7 (18.5 - 19.0)
75-79	11.0 (9.7 - 12.2)	18.7 (16.0 - 21.3)	11.5 (11.2 - 11.7)	19.8 (19.5 - 20.0)
80+	13.4 (11.5 - 15.2)	22.1 (19.7 - 24.4)	13.4 (13.2 - 13.5)	21.2 (21.0 - 21.5)

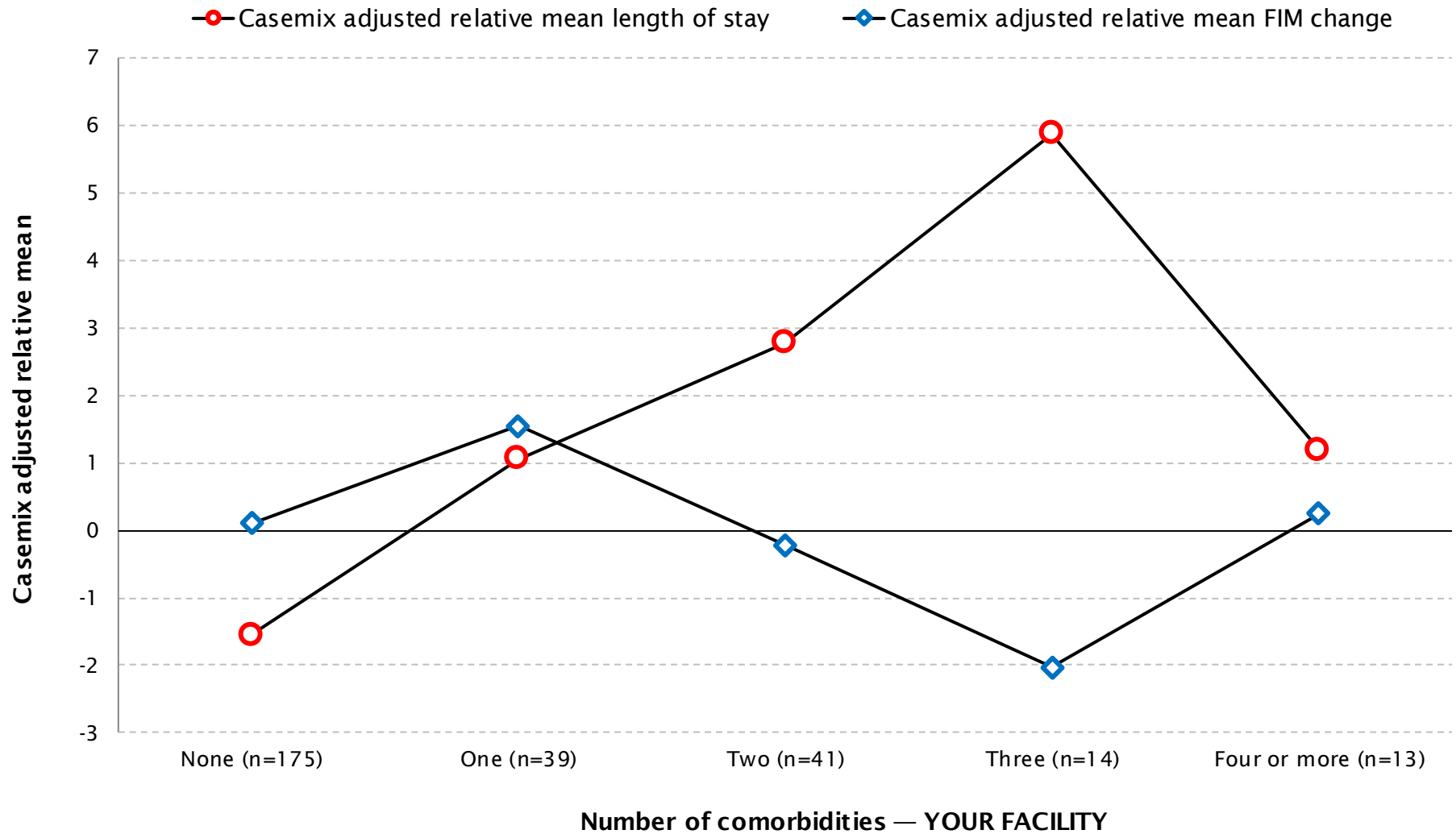
Age group	YOUR FACILITY		ALL AROC FACILITIES	
	CARMI LOS (95%CI)	CARMI FIM change (95%CI)	CARMI LOS (95%CI)	CARMI FIM change (95%CI)
<65	-0.5 (-2.3 - 1.2)	-0.1 (-2.0 - 1.8)	-0.6 (-0.8 - -0.4)	-0.1 (-0.2 - 0.1)
65-69	0.7 (-2.5 - 4.0)	-0.1 (-2.4 - 2.3)	-0.4 (-0.7 - -0.1)	0.2 (0.0 - 0.4)
70-74	-1.4 (-2.6 - -0.1)	1.0 (-0.5 - 2.5)	-0.3 (-0.5 - -0.1)	0.2 (0.1 - 0.4)
75-79	-0.4 (-1.6 - 0.7)	-0.7 (-2.8 - 1.4)	0.0 (-0.3 - 0.2)	0.2 (0.0 - 0.3)
80+	1.0 (-0.8 - 2.8)	0.5 (-1.3 - 2.3)	1.1 (0.9 - 1.2)	-0.3 (-0.5 - -0.1)

*Approximately 20% total population per age group

NOTE: Includes only completed episodes with valid FIM scores and LOS and age, where n<5 no values are shown

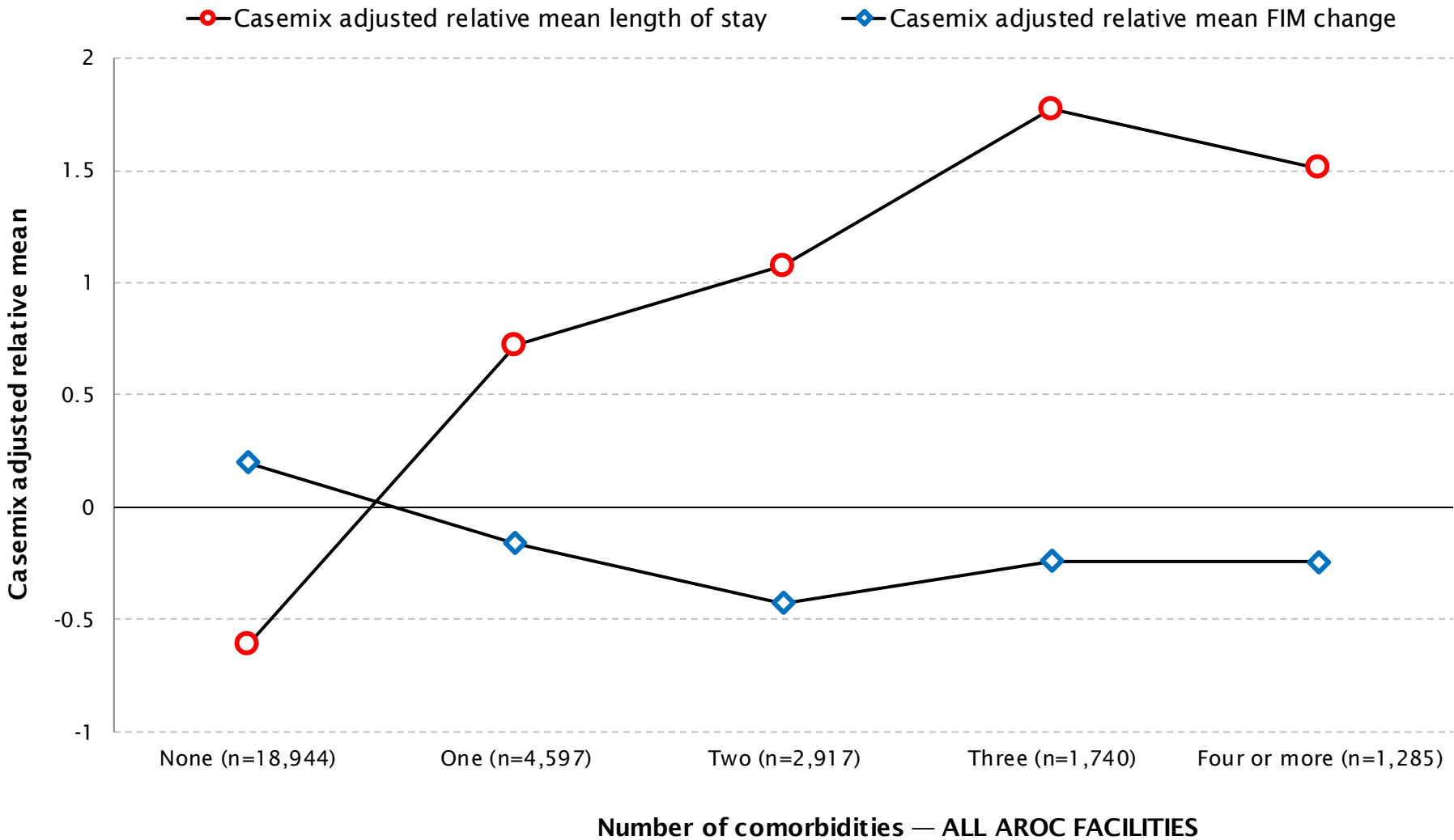
Explanatory data

Casemix-adjusted relative mean length of stay and FIM change by number of comorbidities



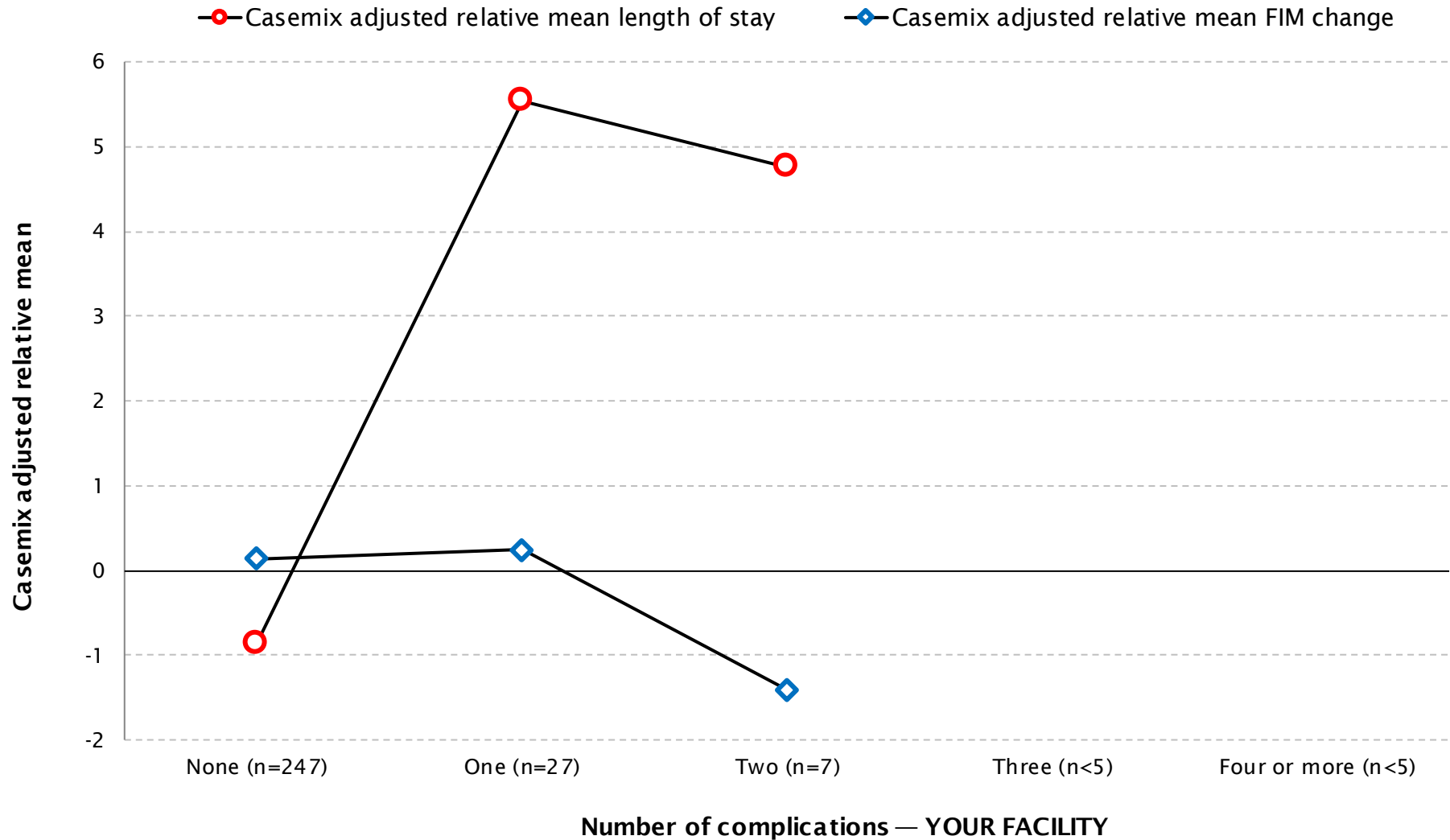
NOTE: Includes only completed episodes with valid FIM scores and LOS; where n<5 the casemix-adjusted relative mean will not be shown

Casemix-adjusted relative mean length of stay and FIM change by number of comorbidities



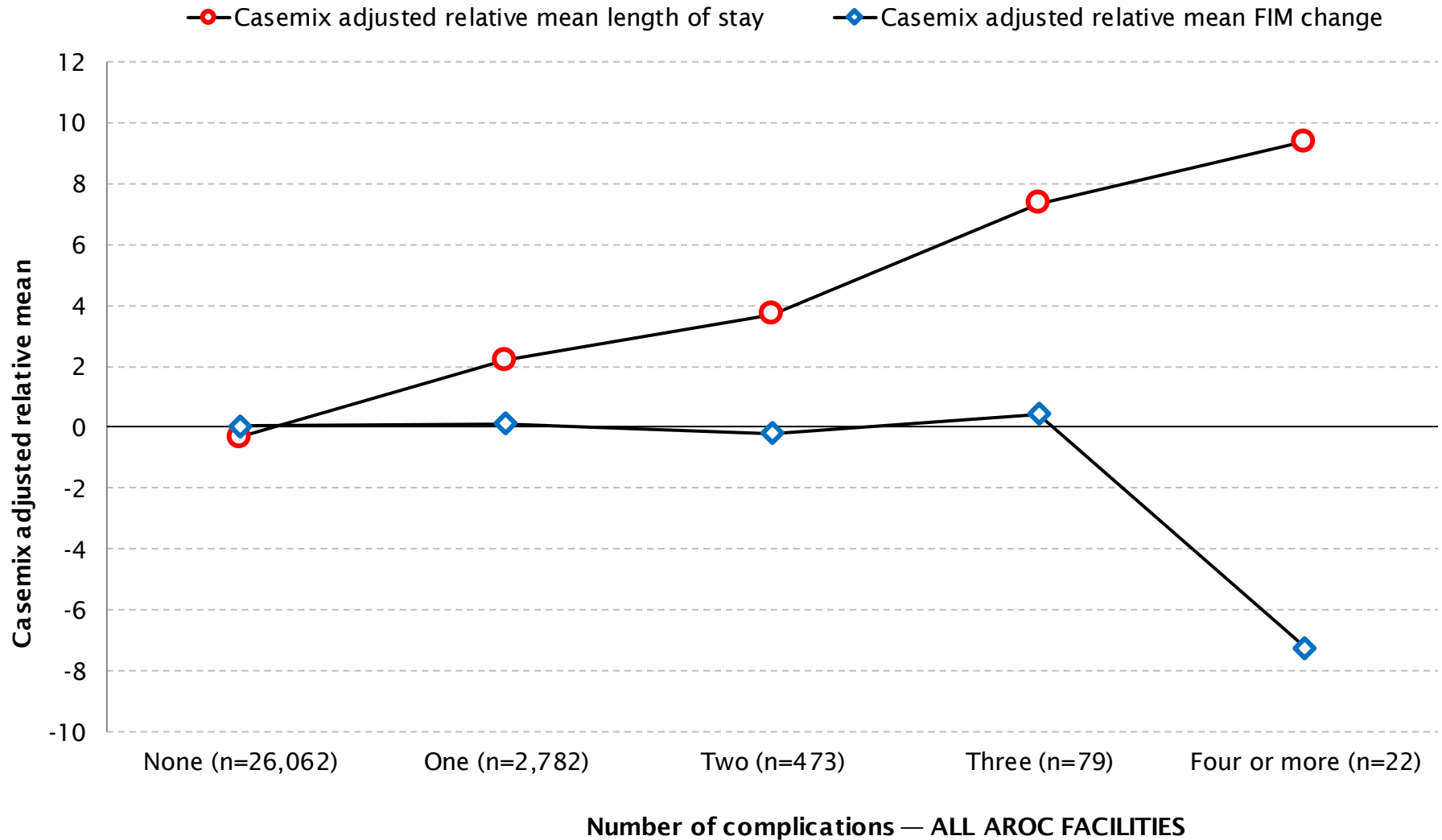
NOTE: Includes only completed episodes with valid FIM scores and LOS; where n<5 the casemix-adjusted relative mean will not be shown

Casemix-adjusted relative mean length of stay and FIM change by number of complications



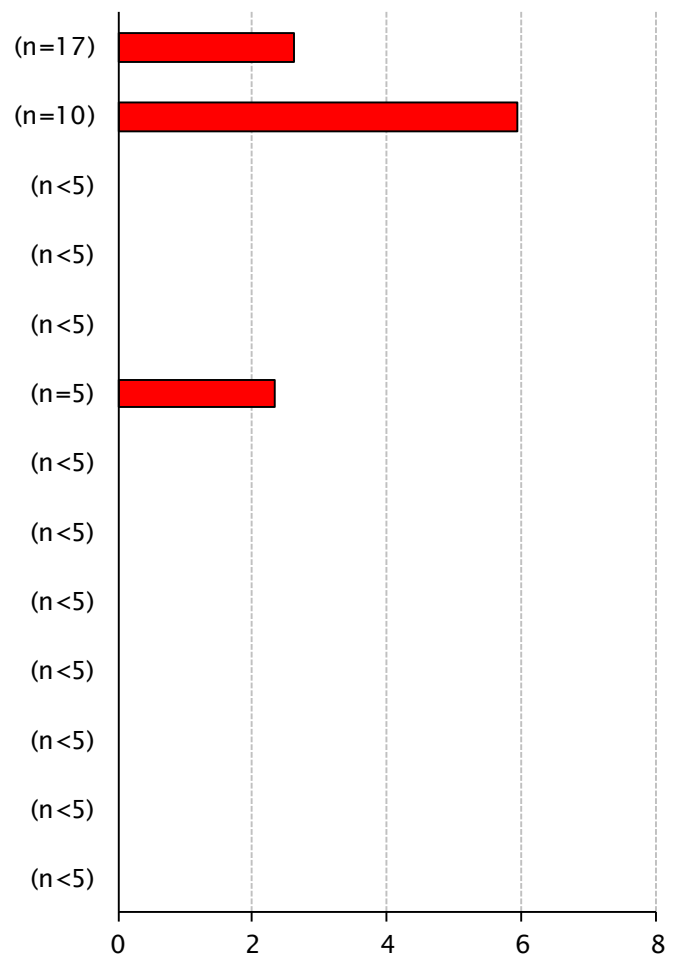
NOTE: Includes only completed episodes with valid FIM scores and LOS; where n<5 the casemix-adjusted relative mean will not be shown

Casemix-adjusted relative mean length of stay and FIM change by number of complications

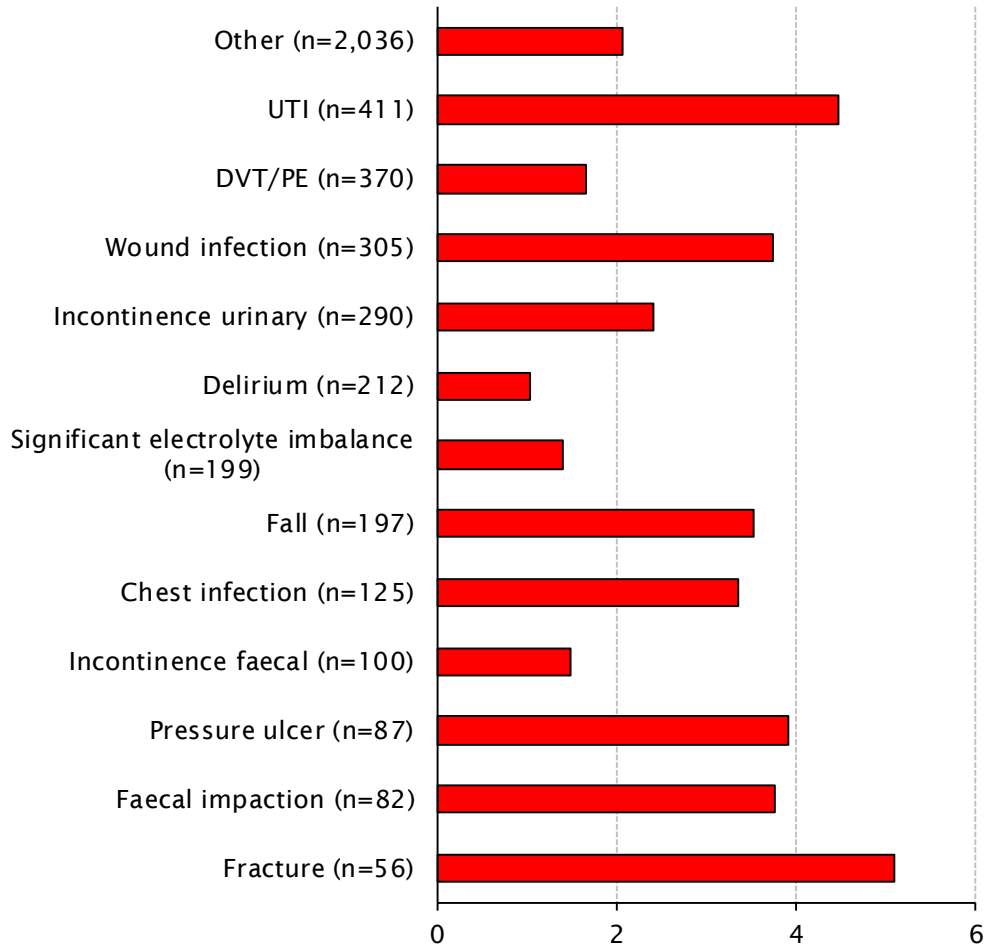


NOTE: Includes only completed episodes with valid FIM scores and LOS; where n<5 the casemix-adjusted relative mean will not be shown

Casemix-adjusted relative mean length of stay by type of complication



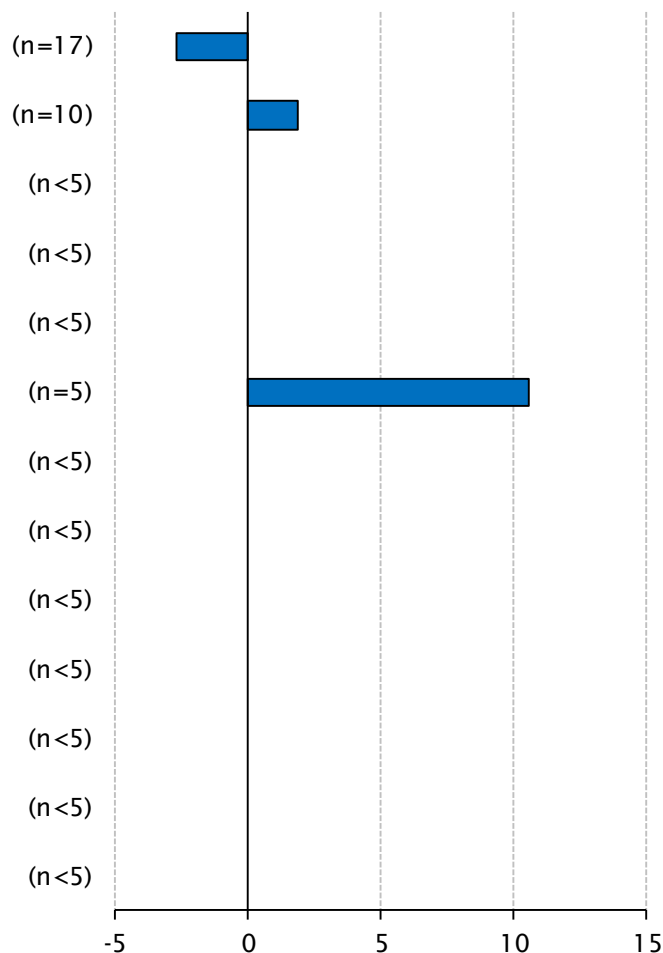
CARMi LOS — YOUR FACILITY



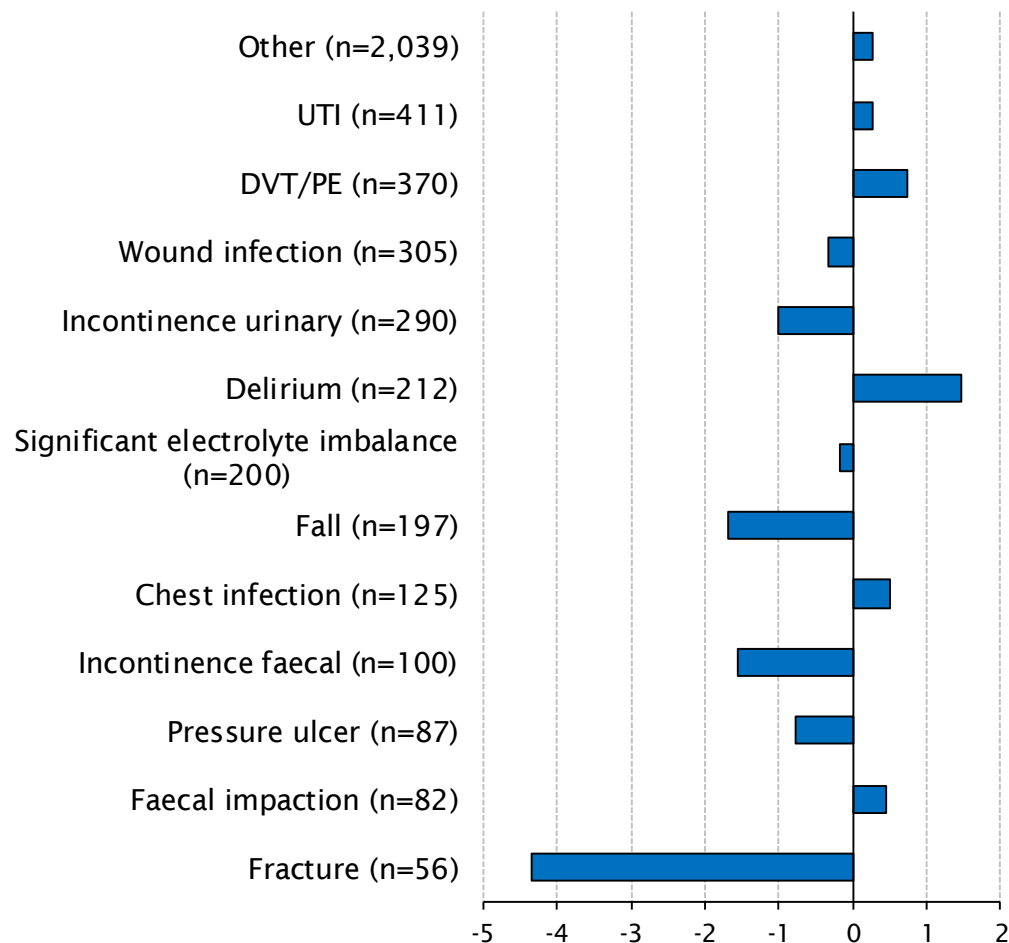
CARMi LOS — ALL AROC FACILITIES

NOTE: Includes only completed episodes with valid LOS
 * No data included where number of episodes <5

Casemix-adjusted relative mean FIM change by type of complication



CARMi FIM change — YOUR FACILITY

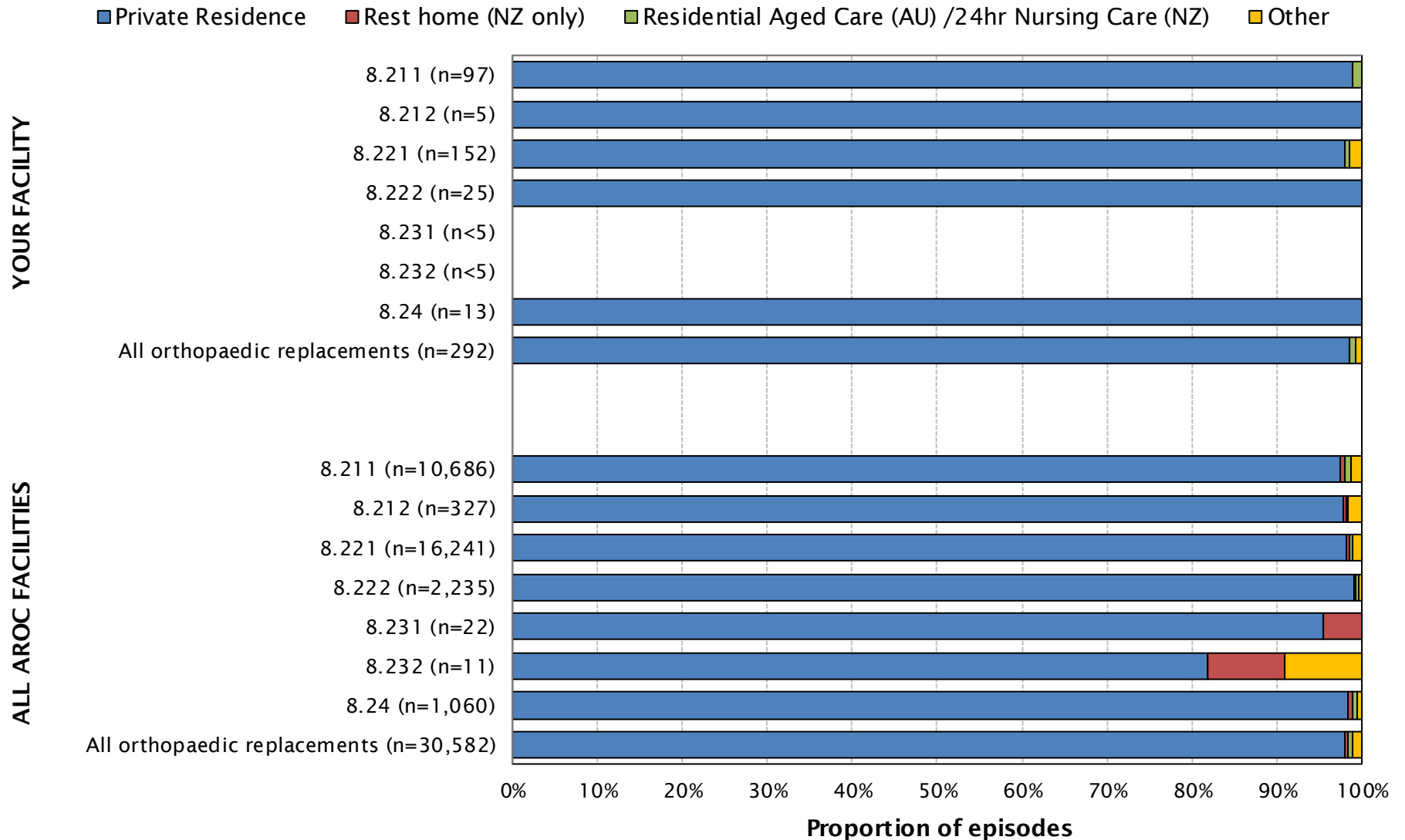


CARMi FIM change — ALL AROC FACILITIES

NOTE: Includes only completed episodes with valid FIM scores

* No data included where number of episodes <5

Type of accommodation prior to impairment



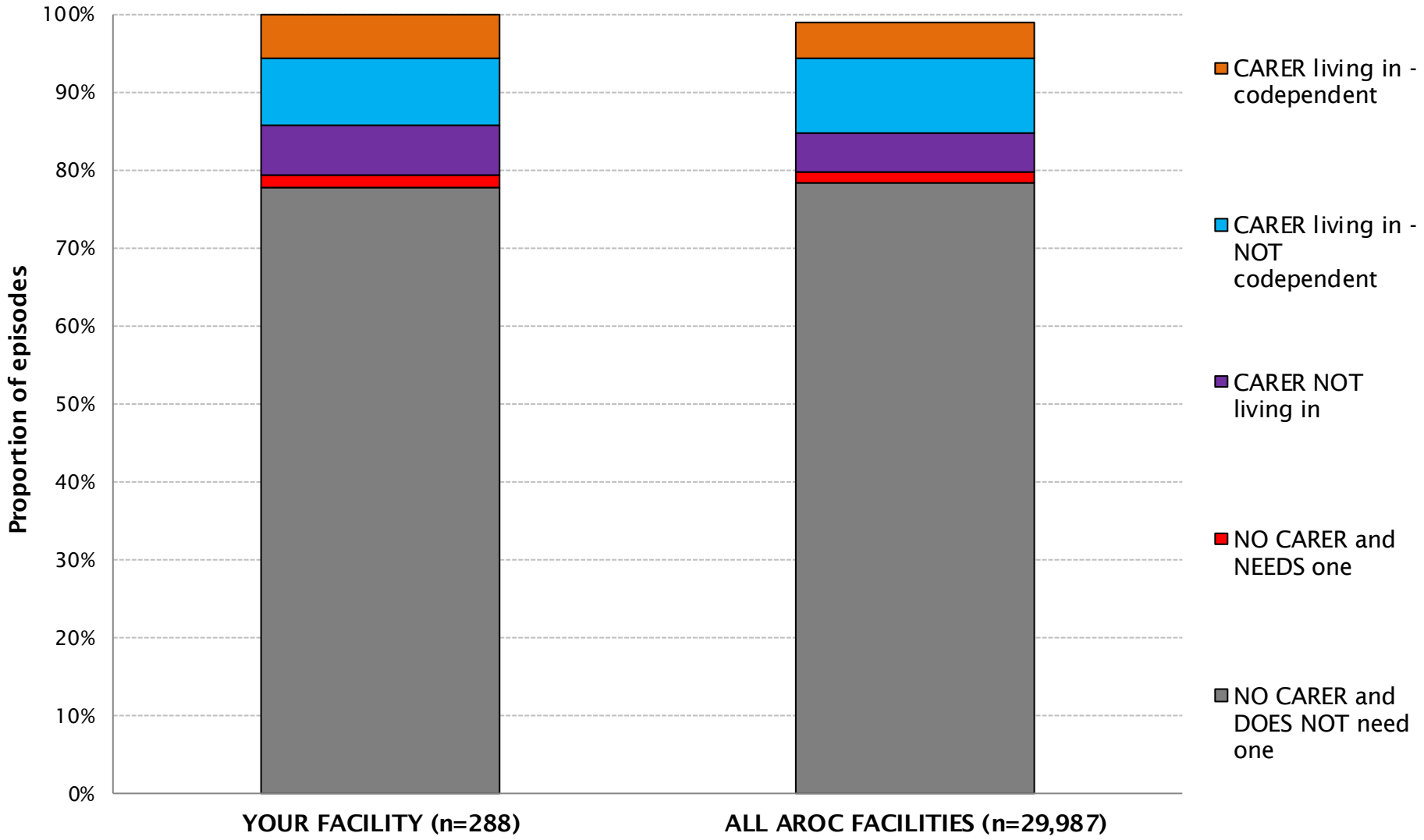
Type of accommodation prior to impairment



YOUR FACILITY — N (%)						
Impairment	Private residence	Residential Aged Care	Other	Unknown	All episodes	
8.211 Unilateral hip replacement	96 (99.0)	1 (1.0)	0 (0.0)	0	97	(100.0)
8.212 Bilateral hip replacement	5 (100.0)	0 (0.0)	0 (0.0)	0	5	(100.0)
8.221 Unilateral knee replacement	149 (98.0)	1 (0.7)	2 (1.3)	0	152	(100.0)
8.222 Bilateral knee replacement	25 (100.0)	0 (0.0)	0 (0.0)	0	25	(100.0)
8.231 Knee and hip replacement, same side	0 —	0 —	0 —	0	0	—
8.232 Knee and hip replacement, diff sides	0 —	0 —	0 —	0	0	—
8.24 Shoulder replacement	13 (100.0)	0 (0.0)	0 (0.0)	0	13	(100.0)
All Orthopaedic Replacements	288 (98.6)	2 (0.7)	2 (0.7)	0	292	(100.0)

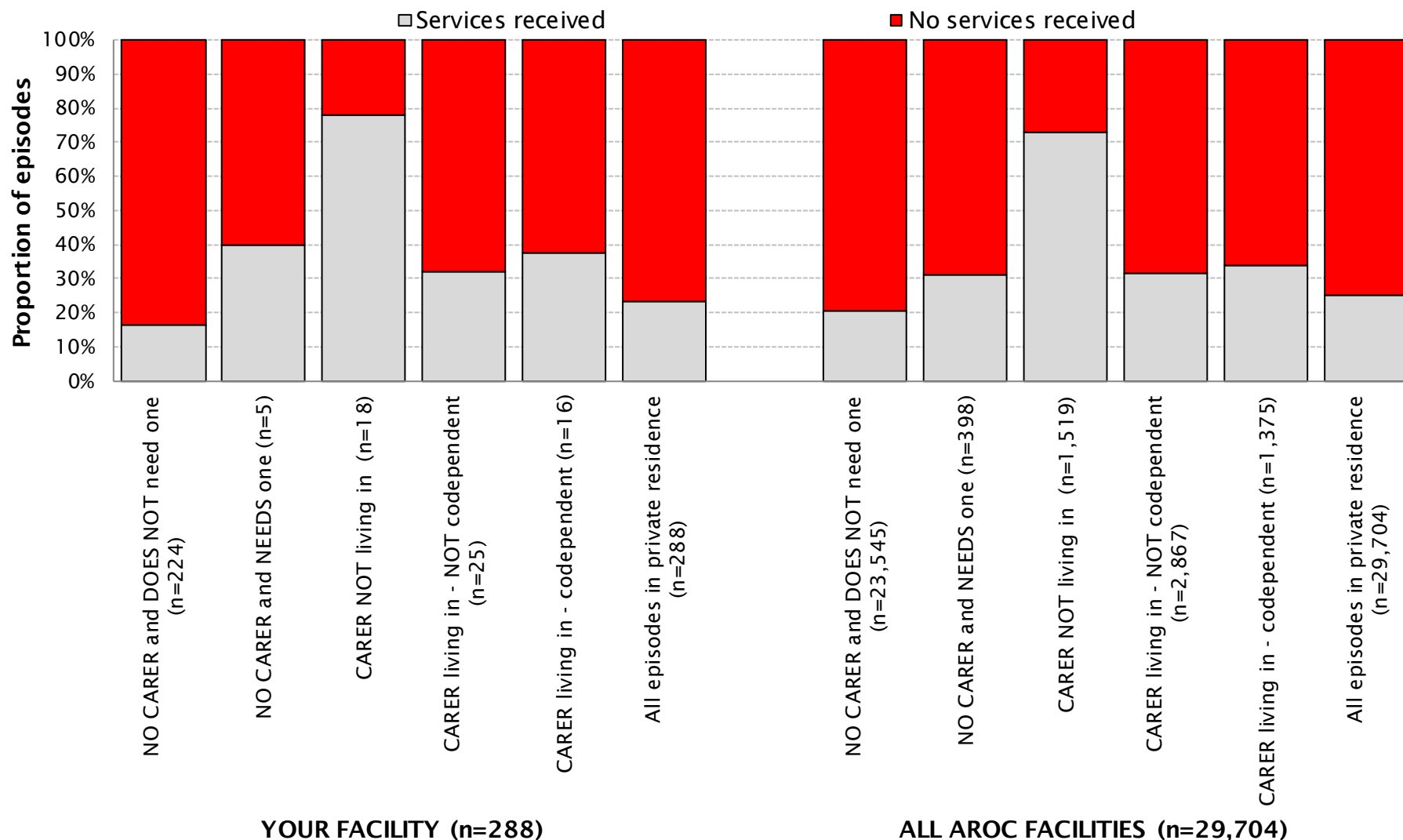
ALL AROC FACILITIES — N (%)						
Impairment	Private residence	Rest Home (NZ only)	Residential Aged Care (AU) / 24hr nursing care (NZ)	Other	Unknown	All episodes
8.211 Unilateral hip replacement	10,415 (97.4)	55 (0.5)	91 (0.9)	125 (1.2)	6	10,692 (100.0)
8.212 Bilateral hip replacement	320 (97.9)	1 (0.3)	1 (0.3)	5 (1.5)	0	327 (100.0)
8.221 Unilateral knee replacement	15,961 (98.2)	39 (0.2)	83 (0.5)	158 (1.0)	12	16,253 (100.0)
8.222 Bilateral knee replacement	2,218 (99.2)	3 (0.1)	6 (0.3)	8 (0.4)	0	2,235 (100.0)
8.231 Knee and hip replacement, same side	21 (95.5)	1 (4.5)	0 (0.0)	0 (0.0)	0	22 (100.0)
8.232 Knee and hip replacement, diff sides	9 (81.8)	1 (9.1)	0 (0.0)	1 (9.1)	0	11 (100.0)
8.24 Shoulder replacement	1,043 (98.4)	7 (0.7)	4 (0.4)	6 (0.6)	0	1,060 (100.0)
All Orthopaedic Replacements	29,987 (98.0)	107 (0.3)	185 (0.6)	303 (1.0)	18	30,600 (100.0)

Carer status prior to impairment



NOTE: Includes only those episodes coming from private residence.

Any services received prior to impairment by carer status



NOTE: Includes only those episodes coming from private residence and with known carer status and known services status.

Carer status and any services received prior to impairment

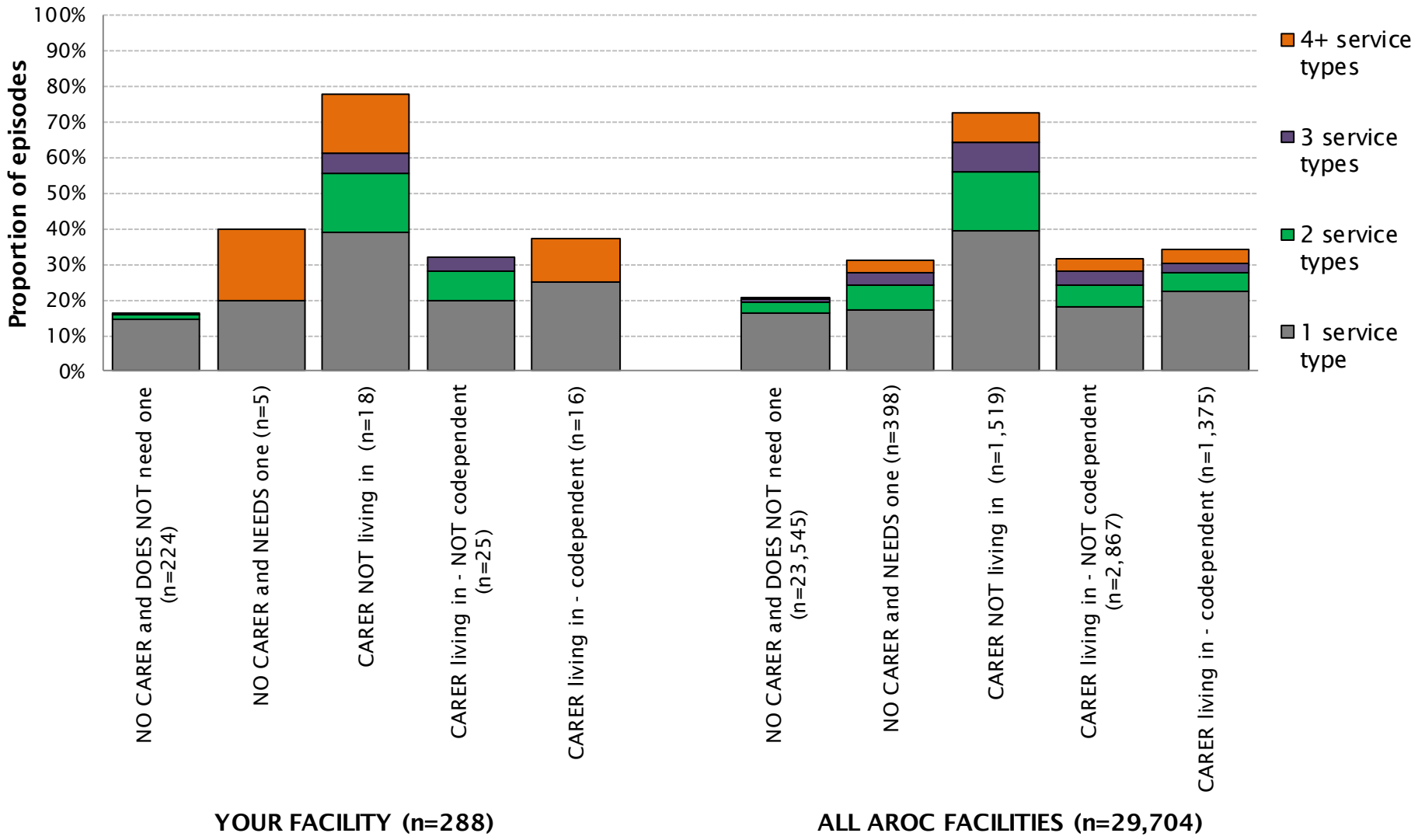


Carer status prior to this impairment	YOUR FACILITY		ALL AROC FACILITIES	
	No.	%	No.	%
NO CARER and DOES NOT need one	224	77.8	23,546	79.3
NO CARER and NEEDS one	5	1.7	398	1.3
CARER NOT living in	18	6.3	1,519	5.1
CARER living in - NOT codependent	25	8.7	2,868	9.7
CARER living in - codependent	16	5.6	1,375	4.6
Missing	0		281	
All episodes in private residence	288	100.0	29,987	100.0

Carer status prior to this impairment	Any services received prior to this impairment?			
	YOUR FACILITY		ALL AROC FACILITIES	
	Yes (%)	No (%)	Yes (%)	No (%)
NO CARER and DOES NOT need one	16.5	83.5	20.5	79.5
NO CARER and NEEDS one	40.0	60.0	31.2	68.8
CARER NOT living in	77.8	22.2	72.8	27.2
CARER living in - NOT codependent	32.0	68.0	31.8	68.2
CARER living in - codependent	37.5	62.5	34.0	66.0
All episodes in private residence	23.3	76.7	25.0	75.0

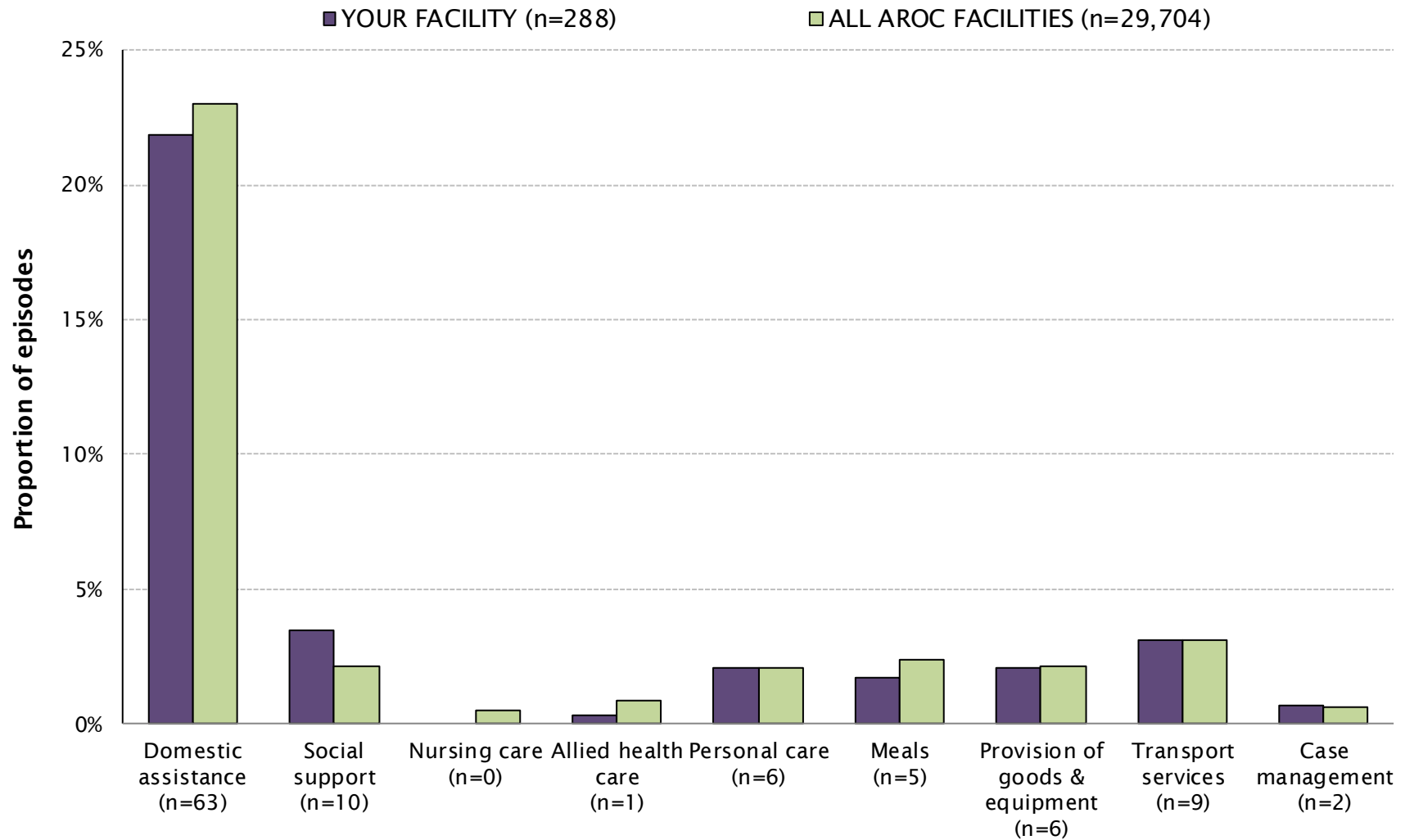
NOTE: Includes only those episodes coming from private residence and with known carer status.

Number of services received prior to impairment by carer status



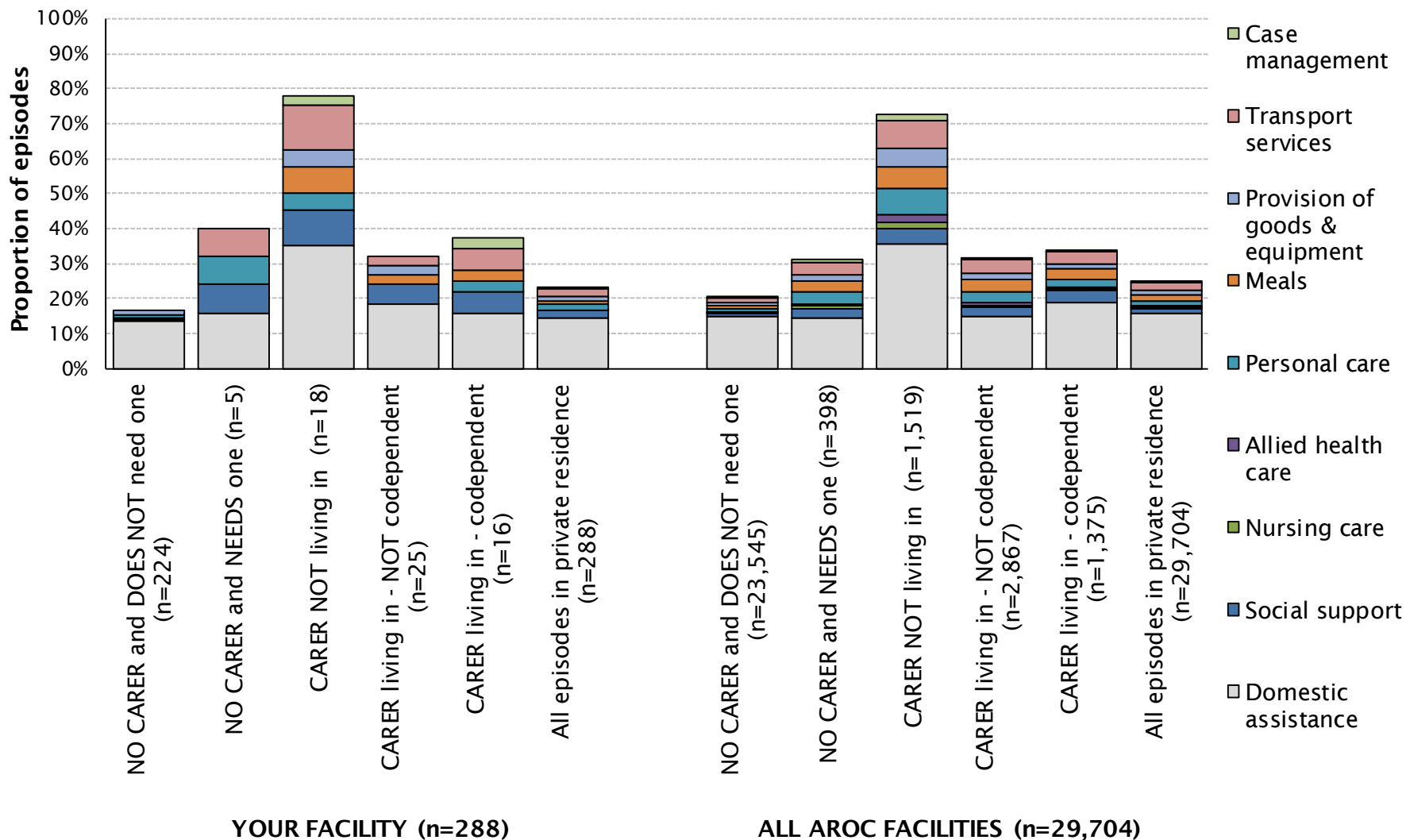
NOTE: Includes only those episodes coming from private residence and with known carer status and known services status

Type of services received prior to impairment



NOTE: Includes only those episodes coming from private residence and with known carer status and known services status

Type of services received prior to impairment by carer status



NOTE: Includes only those episodes coming from private residence and with known carer status and known services status

Number and type of services received prior to impairment by carer status



Carer status prior to discharge - YOUR FACILITY						
Services received prior to this impairment	NO CARER and DOES NOT need one	NO CARER and NEEDS one	CARER NOT living in	CARER living in - NOT codependent	CARER living in - codependent	All episodes in private residence
Number of episodes in private residence	224	5	18	25	16	288
Percent of episodes receiving:						
No services	83.5	60.0	22.2	68.0	62.5	76.7
1 service type	14.7	20.0	38.9	20.0	25.0	17.4
2 service types	1.3	0.0	16.7	8.0	0.0	2.8
3 service types	0.4	0.0	5.6	4.0	0.0	1.0
4 or more service types	0.0	20.0	16.7	0.0	12.5	2.1
Service Type received						
Domestic assistance	15.6	40.0	77.8	28.0	31.3	21.9
Social support	0.4	20.0	22.2	8.0	12.5	3.5
Nursing care	0.0	0.0	0.0	0.0	0.0	0.0
Allied health care	0.4	0.0	0.0	0.0	0.0	0.3
Personal care	0.9	20.0	11.1	0.0	6.3	2.1
Meals	0.0	0.0	16.7	4.0	6.3	1.7
Provision of goods & equipment	1.3	0.0	11.1	4.0	0.0	2.1
Transport services	0.0	20.0	27.8	4.0	12.5	3.1
Case management	0.0	0.0	5.6	0.0	6.3	0.7

NOTE: Includes only those episodes coming from private residence and with known carer status and known services status

Number and type of services received prior to impairment by carer status



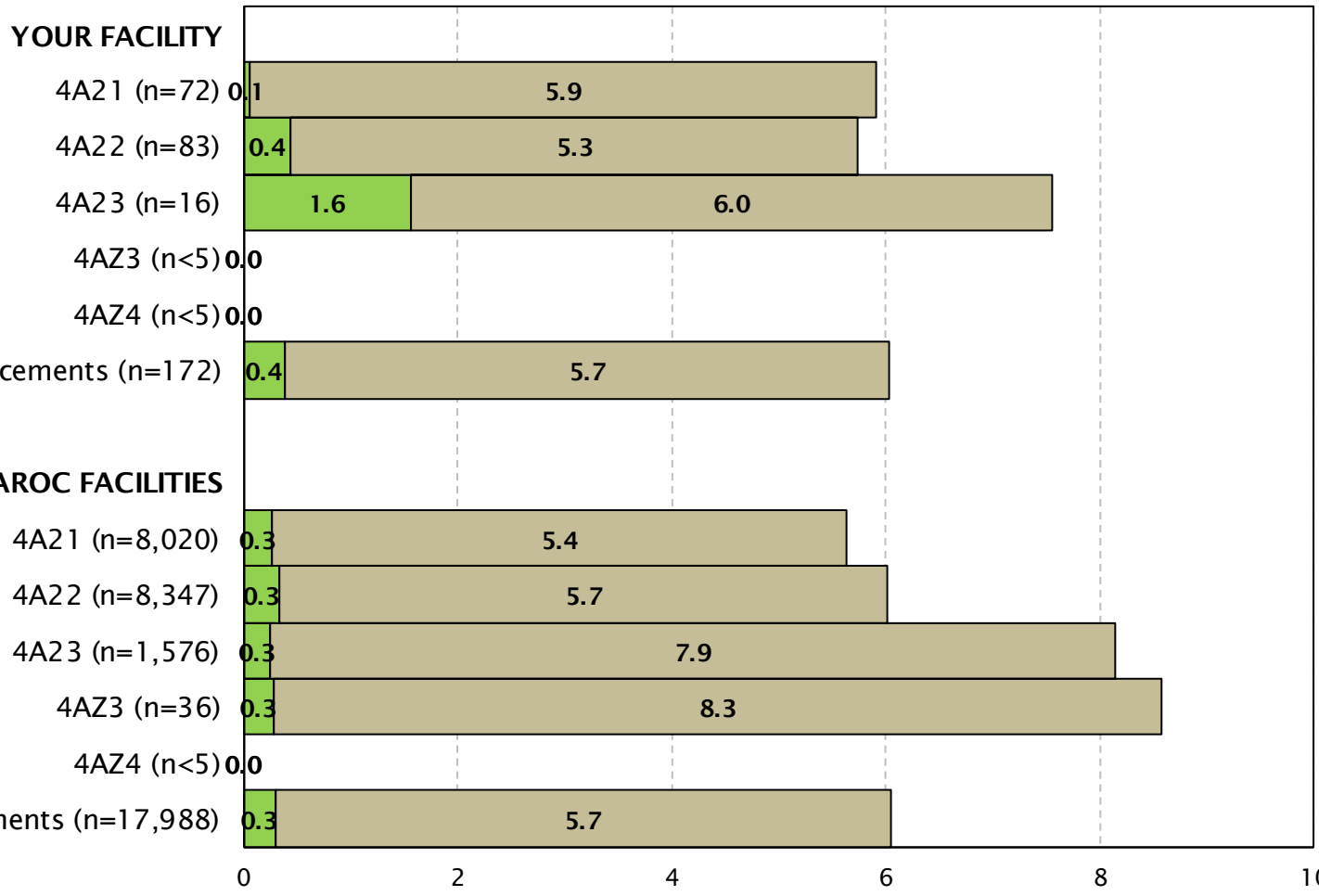
Carer status prior to discharge - ALL AROC FACILITIES						
Services received prior to this impairment	NO CARER and DOES NOT need one	NO CARER and NEEDS one	CARER NOT living in	CARER living in - NOT codependent	CARER living in - codependent	All episodes in private residence
Number of episodes in private residence	23,545	398	1,519	2,867	1,375	29,704
Percent of episodes receiving:						
No services	79.5	68.8	27.2	68.2	66.0	75.0
1 service type	16.5	17.3	39.5	17.9	22.6	18.1
2 service types	3.0	6.8	16.6	6.3	5.2	4.2
3 service types	0.6	3.8	8.2	3.7	2.5	1.5
4 or more service types	0.3	3.3	8.4	3.8	3.7	1.3
Service Type received						
Domestic assistance	18.9	25.9	67.1	28.2	31.9	23.0
Social support	1.1	5.3	9.1	4.5	5.8	2.1
Nursing care	0.2	1.0	3.0	1.5	0.4	0.5
Allied health care	0.6	1.5	4.3	1.4	1.0	0.9
Personal care	0.7	6.3	14.3	5.6	3.8	2.1
Meals	1.1	5.0	11.5	6.6	4.9	2.4
Provision of goods & equipment	1.4	3.5	10.0	3.3	2.4	2.1
Transport services	1.6	6.3	14.9	7.5	5.9	3.1
Case management	0.3	1.5	3.8	1.1	0.9	0.6

NOTE: Includes only those episodes coming from private residence and with known carer status and known services status

Days from injury to episode start with an acute admission by AN-SNAP class



■ Injury to acute admission ■ Acute admission to rehabilitation episode start



*No data provided when less than 5 episodes have dates

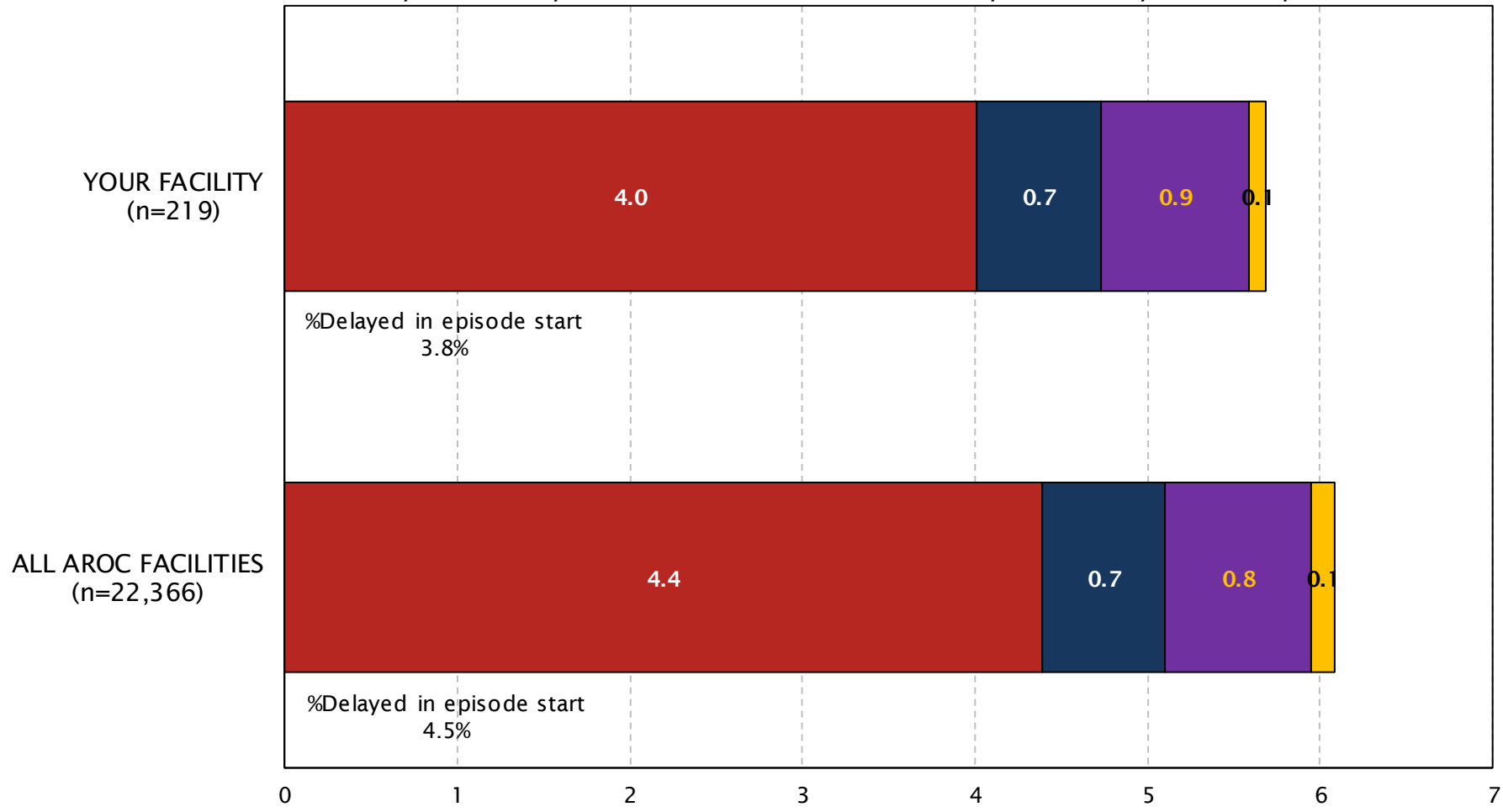
Average number of days between dates

NOTE: Includes first admissions where all dates have been entered only

Days from referral to rehabilitation episode start



- Injury to Referral
- Referral to assessment
- Assessment to clinically rehab ready
- Clinically rehab ready to rehab episode start

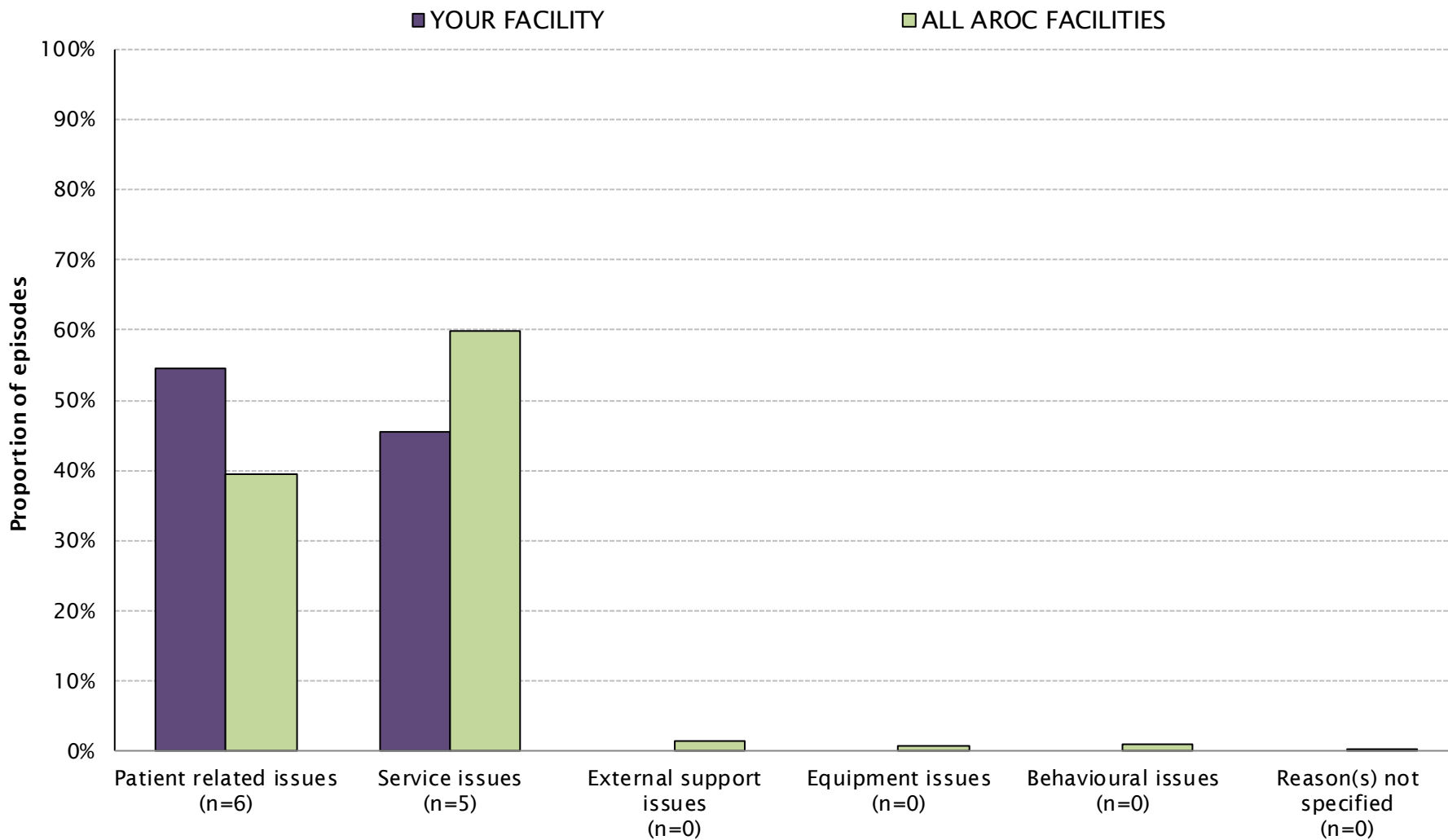


*No data provided when less than 5 episodes have dates

Average number of days between dates

NOTE: Includes first admissions where all dates have been entered only

Type of delay in episode start



Delays in episode start



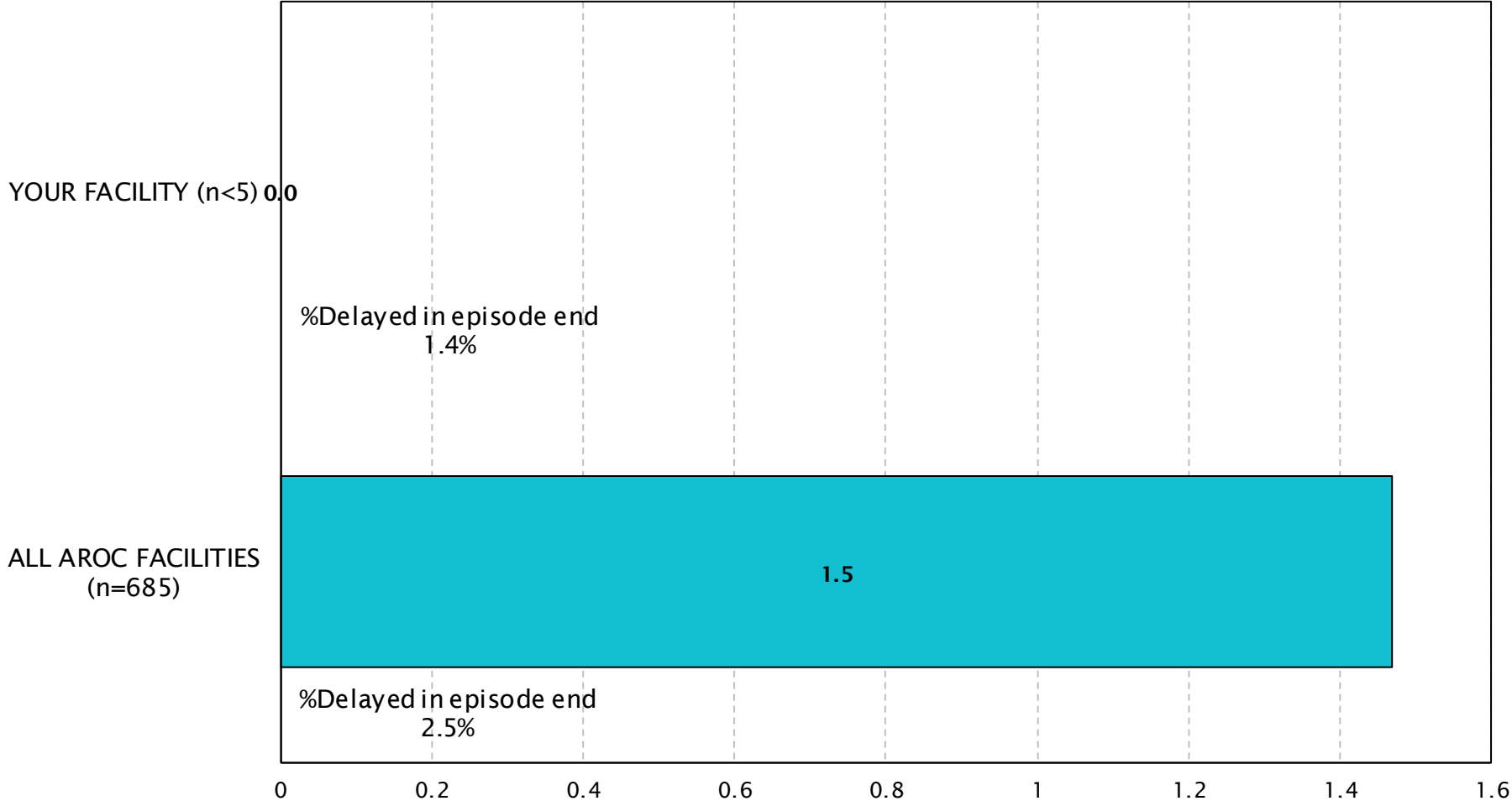
	YOUR FACILITY		ALL AROC FACILITIES	
	No.	%	No.	%
Delay in episode start				
No delay	278	96.2	28,762	95.5
Delay in episode start	11	3.8	1,353	4.5
Missing	3		485	
All episodes	292	100.0	30,600	100.0

	YOUR FACILITY		ALL AROC FACILITIES	
	No.	%	No.	%
Reasons for delay in episode start				
Patient related issues	6	54.5	535	39.5
Service issues	5	45.5	809	59.8
External support issues	0	0.0	19	1.4
Equipment issues	0	0.0	9	0.7
Behavioural issues	0	0.0	11	0.8
Reason(s) not specified	0	0.0	2	0.1

Days from clinically ready to discharge



■ Community Ready to episode end (where a delay was reported)

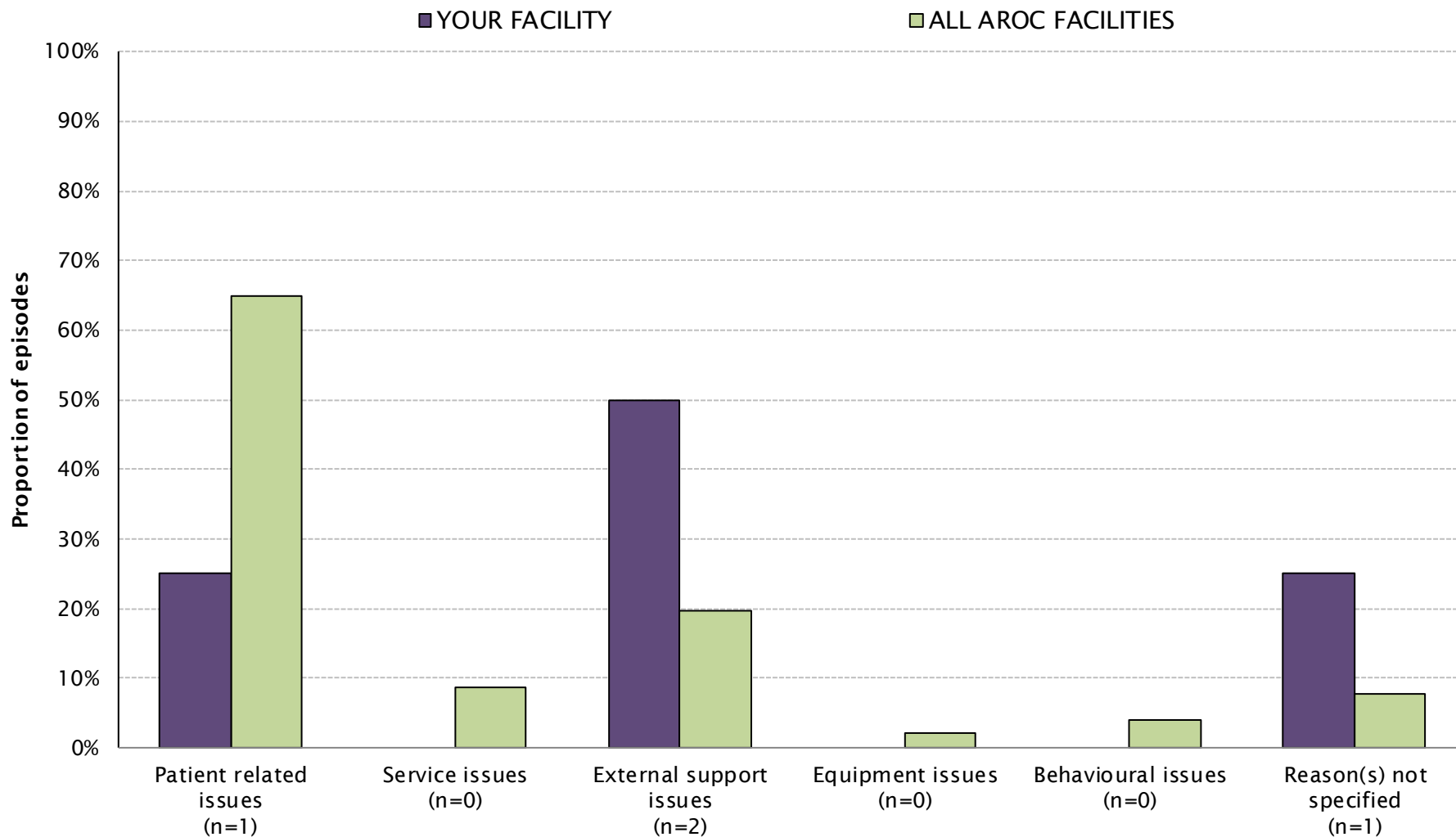


*No data provided when less than 5 episodes have dates

Average number of days between dates

NOTE: Includes completed episodes with a delay in discharge

Type of delay in episode end



NOTE: Includes completed episodes only

Delays in episode end



Delay in episode end	YOUR FACILITY		ALL AROC FACILITIES	
	No.	%	No.	%
No delay	277	98.6	28,426	97.5
Delay in episode end	4	1.4	742	2.5
Missing	3		420	
All episodes	284	100.0	29,588	100.0

Reasons for delay in episode end	YOUR FACILITY		ALL AROC FACILITIES	
	No.	%	No.	%
Patient related issues	1	25.0	481	64.8
Service issues	0	0.0	65	8.8
External support issues	2	50.0	146	19.7
Equipment issues	0	0.0	15	2.0
Behavioural issues	0	0.0	30	4.0
Reason(s) not specified	1	25.0	58	7.8


NOTE: Includes completed episodes only

Discharge destination by AN-SNAP class




■ Final Accommodation
 ■ Interim Accommodation
 ■ Remaining in Hospital
 ■ Other
 ■ Unknown

YOUR FACILITY



ALL AROC FACILITIES



0% 10% 20% 30% 40% 50% 60% 70% 80% 90% 100%

Proportion of episodes

Discharge destination by AN-SNAP class

AN-SNAP class V4	YOUR FACILITY — N					ALL AROC FACILITIES — N				
	Final Accom	Interim Accom	Remaining in Hospital	Other	Unknown	Final Accom	Interim Accom	Remaining in Hospital	Other	Unknown
4A21 (weighted motor 68-91)	115	2	1	1	0	13,287	193	192	56	5
4A22 (weighted motor 50-67)	141	2	4	0	0	13,327	332	401	40	7
4A23 (weighted motor 19-49)	21	2	2	0	0	2,225	158	280	17	1
4AZ3 (weighted motor 13-18, Age ≥ 65)	1	0	0	0	0	26	4	17	3	0
4AZ4 (weighted motor 13-18, Age ≤ 64)	0	0	0	0	0	8	1	0	0	0
All Replacement AN-SNAP classes	278	6	7	1	0	28,873	688	890	116	13

AN-SNAP class V4	YOUR FACILITY — %					ALL AROC FACILITIES — %				
	Final Accom	Interim Accom	Remaining in Hospital	Other	Unknown	Final Accom	Interim Accom	Remaining in Hospital	Other	Unknown
4A21 (weighted motor 68-91)	96.6	1.7	0.8	0.8	0.0	96.8	1.4	1.4	0.4	0.0
4A22 (weighted motor 50-67)	95.9	1.4	2.7	0.0	0.0	94.5	2.4	2.8	0.3	0.0
4A23 (weighted motor 19-49)	84.0	8.0	8.0	0.0	0.0	83.0	5.9	10.4	0.6	0.0
4AZ3 (weighted motor 13-18, Age ≥ 65)	100.0	0.0	0.0	0.0	0.0	52.0	8.0	34.0	6.0	0.0
4AZ4 (weighted motor 13-18, Age ≤ 64)	—	—	—	—	—	88.9	11.1	0.0	0.0	0.0
All Replacement AN-SNAP classes	95.2	2.1	2.4	0.3	0.0	94.4	2.2	2.9	0.4	0.0

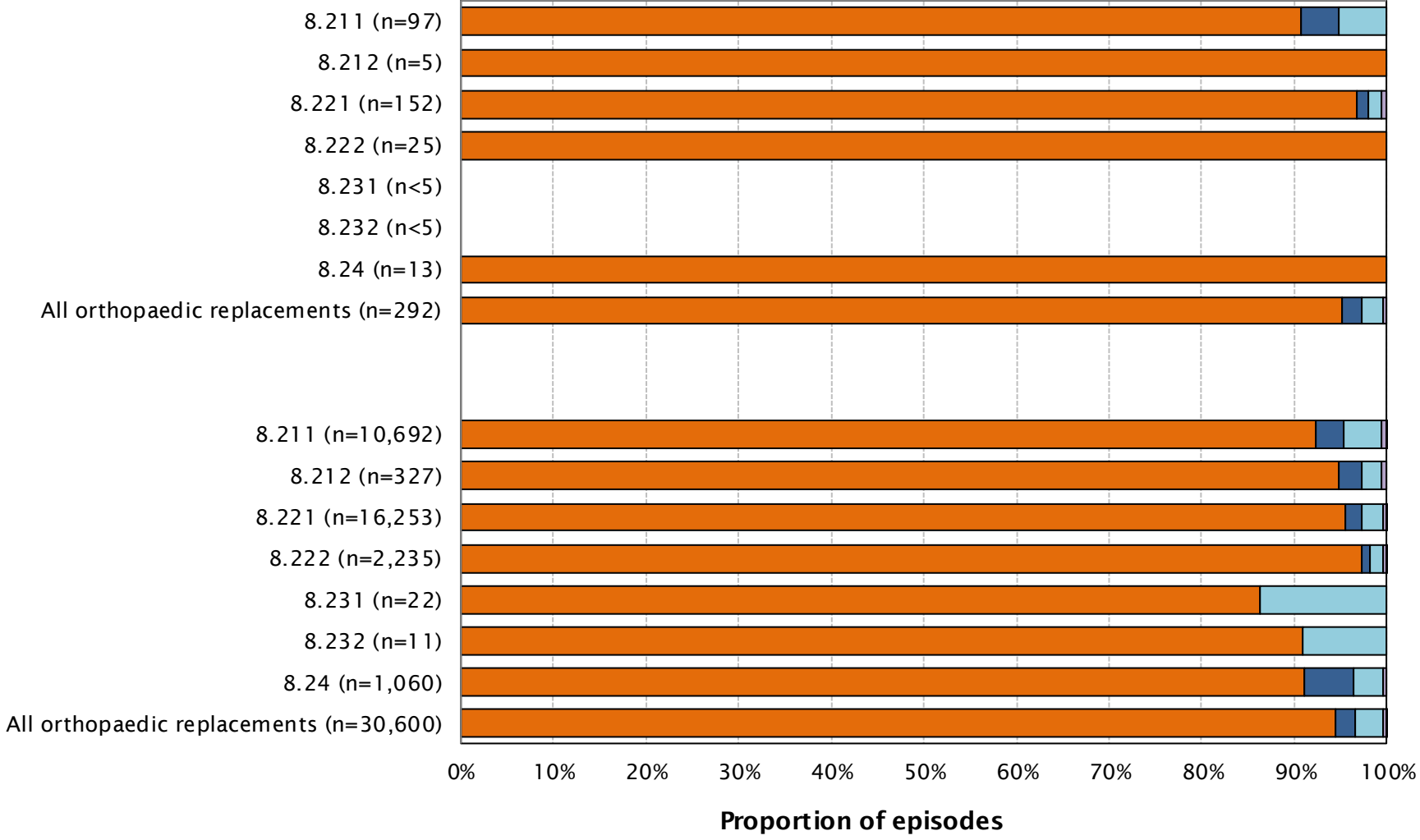
Discharge destination by impairment



■ Final Accommodation
 ■ Interim Accommodation
 ■ Remaining in Hospital
 ■ Other
 ■ Unknown

YOUR FACILITY

ALL AROC FACILITIES




Discharge destination by impairment



Impairment	YOUR FACILITY — N					ALL AROC FACILITIES — N				
	Final Accom	Interim Accom	Remaining in Hospital	Other	Unknown	Final Accom	Interim Accom	Remaining in Hospital	Other	Unknown
8.211 Unilateral hip replacement	88	4	5	0	0	9,868	329	437	52	6
8.212 Bilateral hip replacement	5	0	0	0	0	310	8	7	2	0
8.221 Unilateral knee replacement	147	2	2	1	0	15,535	275	381	53	9
8.222 Bilateral knee replacement	25	0	0	0	0	2,174	21	31	7	2
8.231 Knee and hip replacement, same side	0	0	0	0	0	19	0	3	0	0
8.232 Knee and hip replacement, diff sides	0	0	0	0	0	10	0	1	0	0
8.24 Shoulder replacement	13	0	0	0	0	966	55	35	4	0
All Orthopaedic Replacements	278	6	7	1	0	28,882	688	895	118	17

Impairment	YOUR FACILITY — %					ALL AROC FACILITIES — %				
	Final Accom	Interim Accom	Remaining in Hospital	Other	Unknown	Final Accom	Interim Accom	Remaining in Hospital	Other	Unknown
8.211 Unilateral hip replacement	90.7	4.1	5.2	0.0	0.0	92.3	3.1	4.1	0.5	0.1
8.212 Bilateral hip replacement	100.0	0.0	0.0	0.0	0.0	94.8	2.4	2.1	0.6	0.0
8.221 Unilateral knee replacement	96.7	1.3	1.3	0.7	0.0	95.6	1.7	2.3	0.3	0.1
8.222 Bilateral knee replacement	100.0	0.0	0.0	0.0	0.0	97.3	0.9	1.4	0.3	0.1
8.231 Knee and hip replacement, same side	—	—	—	—	—	86.4	0.0	13.6	0.0	0.0
8.232 Knee and hip replacement, diff sides	—	—	—	—	—	90.9	0.0	9.1	0.0	0.0
8.24 Shoulder replacement	100.0	0.0	0.0	0.0	0.0	91.1	5.2	3.3	0.4	0.0
All Orthopaedic Replacements	95.2	2.1	2.4	0.3	0.0	94.4	2.2	2.9	0.4	0.1

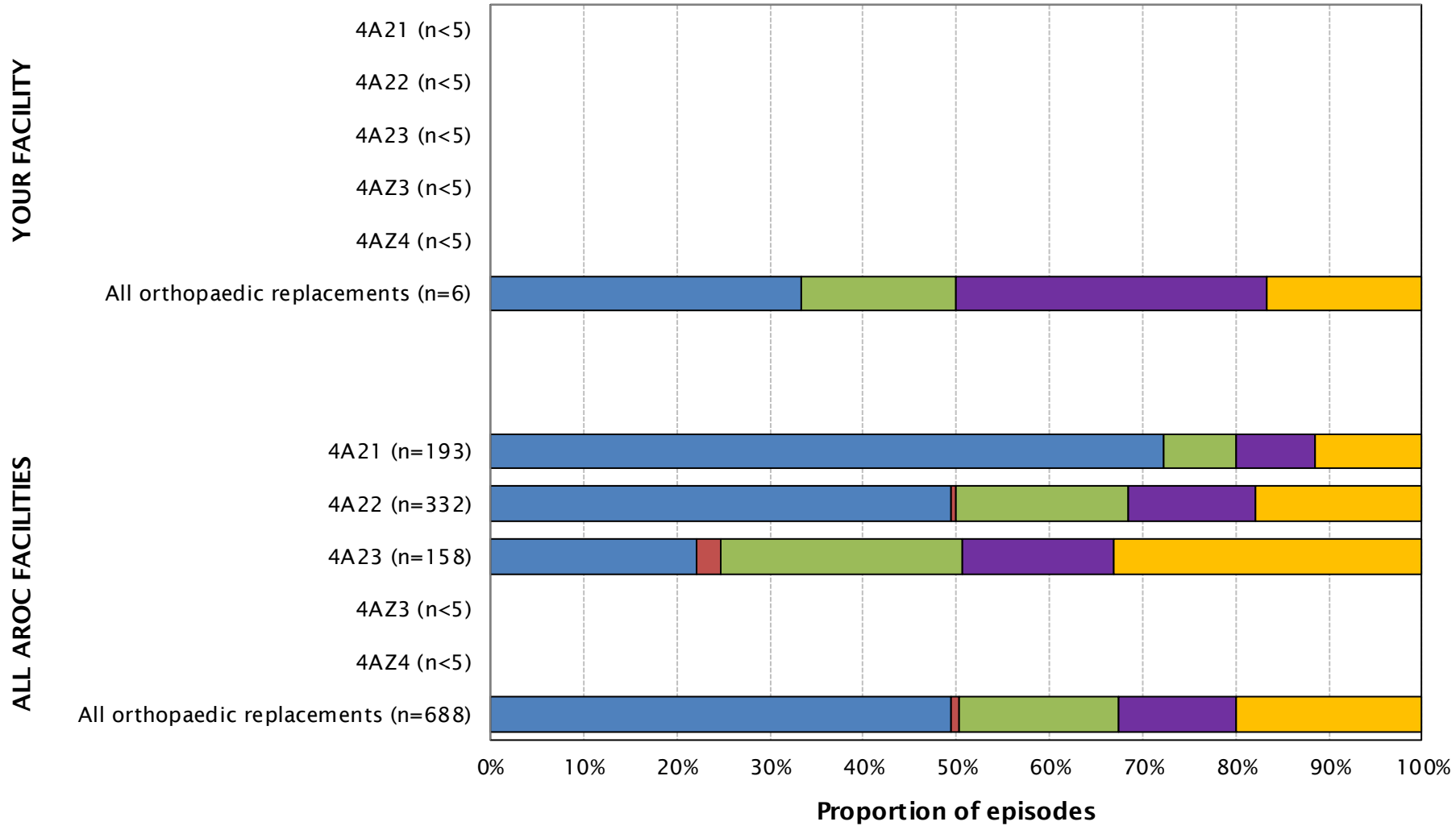
Discharge destination



Interim accommodation post discharge by AN-SNAP class



■ Private Residence
 ■ Rest home (NZ only)
 ■ Residential Aged Care (AU) / 24hr Nursing Care (NZ)
 ■ Hospital
 ■ Other



NOTE: Includes only those episodes with mode of episode end equal to interim accommodation

Interim accommodation post discharge by AN-SNAP class



YOUR FACILITY — N (%)					
AN-SNAP class V4	Private residence	Residential Aged Care	Hospital	Other	All episodes**
4A21 (weighted motor 68-91)	1 (50.0)	0 (0.0)	1 (50.0)	0 (0.0)	2 (100.0)
4A22 (weighted motor 50-67)	1 (50.0)	1 (50.0)	0 (0.0)	0 (0.0)	2 (100.0)
4A23 (weighted motor 19-49)	0 (0.0)	0 (0.0)	1 (50.0)	1 (50.0)	2 (100.0)
4A23 (weighted motor 13-18, Age ≥ 65)	0 —	0 —	0 —	0 —	0 —
4A24 (weighted motor 13-18, Age ≤ 64)	0 —	0 —	0 —	0 —	0 —
All Replacement AN-SNAP classes	2 (33.3)	1 (16.7)	2 (33.3)	1 (16.7)	6 (100.0)

ALL AROC FACILITIES — N (%)						
AN-SNAP class V4	Private residence	Rest Home (NZ only)	Residential Aged Care (AU) / 24hr Nursing Care (NZ)	Hospital	Other	All episodes**
4A21 (weighted motor 68-91)	138 (71.5)	0 (0.0)	15 (7.8)	16 (8.3)	22 (11.4)	193 (100.0)
4A22 (weighted motor 50-67)	160 (48.2)	2 (0.6)	60 (18.1)	44 (13.3)	58 (17.5)	332 (100.0)
4A23 (weighted motor 19-49)	34 (21.5)	4 (2.5)	40 (25.3)	25 (15.8)	51 (32.3)	158 (100.0)
4A23 (weighted motor 13-18, Age ≥ 65)	1 (25.0)	0 (0.0)	0 (0.0)	0 (0.0)	3 (75.0)	4 (100.0)
4A24 (weighted motor 13-18, Age ≤ 64)	0 (0.0)	0 (0.0)	1 (100.0)	0 (0.0)	0 (0.0)	1 (100.0)
All Replacement AN-SNAP classes	333 (48.4)	6 (0.9)	116 (16.9)	85 (12.4)	134 (19.5)	688 (100.0)

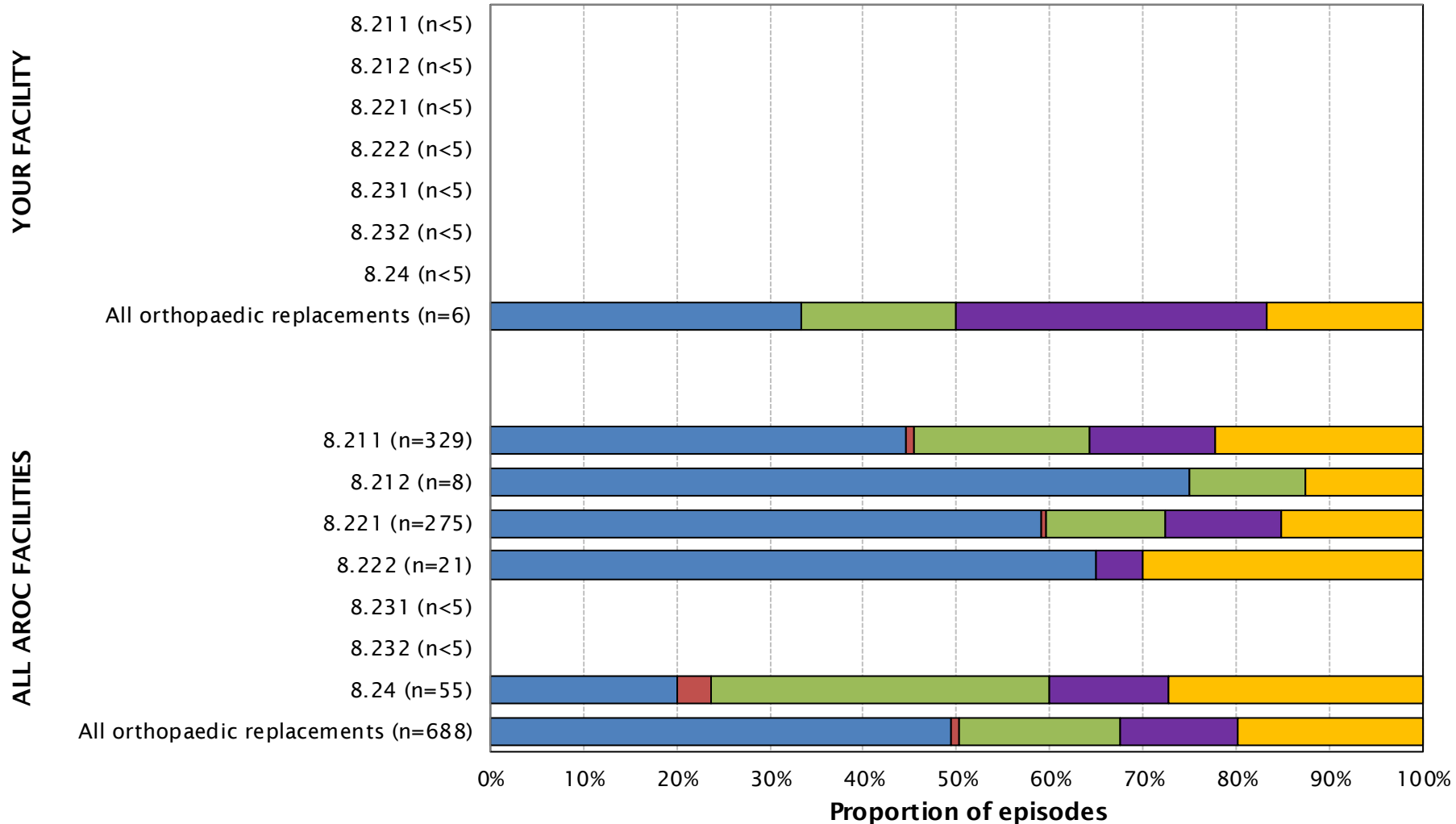
** There were 0 episode(s) in YOUR FACILITY and 14 episodes in ALL AROC FACILITIES with unknown interim accommodation

NOTE: Includes only those episodes with mode of episode end equal to interim accommodation

Interim accommodation post discharge by impairment



■ Private Residence
 ■ Rest home (NZ only)
 ■ Residential Aged Care (AU) / 24hr Nursing Care (NZ)
 ■ Hospital
 ■ Other



NOTE: Includes only those episodes with mode of episode end equal to interim accommodation

Interim accommodation post discharge by impairment



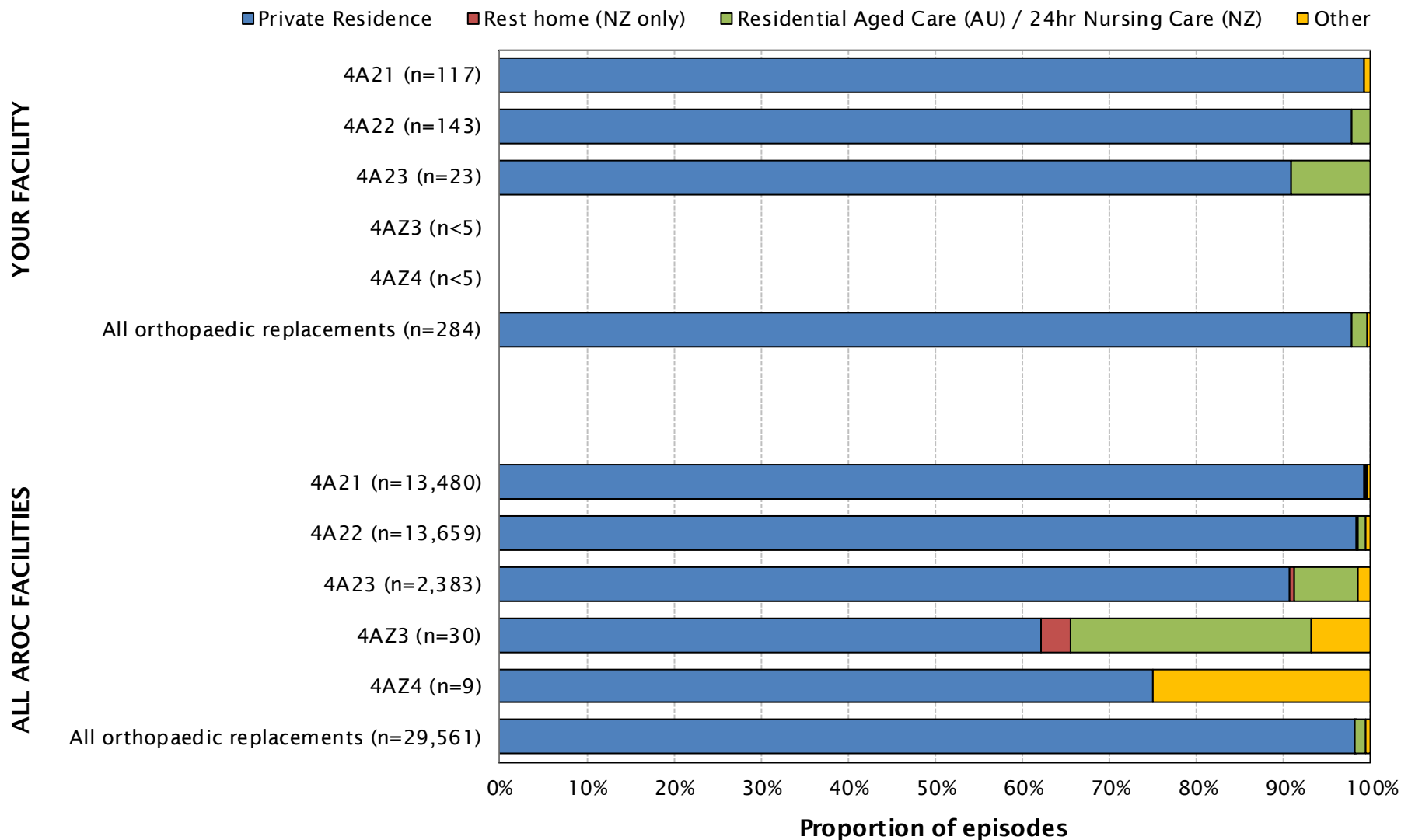
Impairment	YOUR FACILITY — N (%)				
	Private residence	Residential Aged Care	Hospital	Other	All episodes**
8.211 Unilateral hip replacement	2 (50.0)	0 (0.0)	2 (50.0)	0 (0.0)	4 (100.0)
8.212 Bilateral hip replacement	0 —	0 —	0 —	0 —	0 —
8.221 Unilateral knee replacement	0 (0.0)	1 (50.0)	0 (0.0)	1 (50.0)	2 (100.0)
8.222 Bilateral knee replacement	0 —	0 —	0 —	0 —	0 —
8.231 Knee and hip replacement, same side	0 —	0 —	0 —	0 —	0 —
8.232 Knee and hip replacement, diff sides	0 —	0 —	0 —	0 —	0 —
8.24 Shoulder replacement	0 —	0 —	0 —	0 —	0 —
All Orthopaedic Replacements	2 (33.3)	1 (16.7)	2 (33.3)	1 (16.7)	6 (100.0)

Impairment	ALL AROC FACILITIES — N (%)					
	Private residence	Rest Home (NZ only)	Residential Aged Care (AU) / 24hr Nursing Care (NZ)	Hospital	Other	All episodes**
8.211 Unilateral hip replacement	142 (43.2)	3 (0.9)	60 (18.2)	43 (13.1)	71 (21.6)	329 (100.0)
8.212 Bilateral hip replacement	6 (75.0)	0 (0.0)	1 (12.5)	0 (0.0)	1 (12.5)	8 (100.0)
8.221 Unilateral knee replacement	161 (58.5)	1 (0.4)	35 (12.7)	34 (12.4)	41 (14.9)	275 (100.0)
8.222 Bilateral knee replacement	13 (61.9)	0 (0.0)	0 (0.0)	1 (4.8)	6 (28.6)	21 (100.0)
8.231 Knee and hip replacement, same side	0 —	0 —	0 —	0 —	0 —	0 —
8.232 Knee and hip replacement, diff sides	0 —	0 —	0 —	0 —	0 —	0 —
8.24 Shoulder replacement	11 (20.0)	2 (3.6)	20 (36.4)	7 (12.7)	15 (27.3)	55 (100.0)
All Orthopaedic Replacements	333 (48.4)	6 (0.9)	116 (16.9)	85 (12.4)	134 (19.5)	688 (100.0)

** There were 0 episode(s) in YOUR FACILITY and 14 episodes in ALL AROC FACILITIES with unknown interim accommodation

NOTE: Includes only those episodes with mode of episode end equal to interim accommodation

Final accommodation post discharge by AN-SNAP class



NOTE: Includes only those episodes with mode of episode end equal to either final or interim accommodation

Final accommodation post discharge by AN-SNAP class

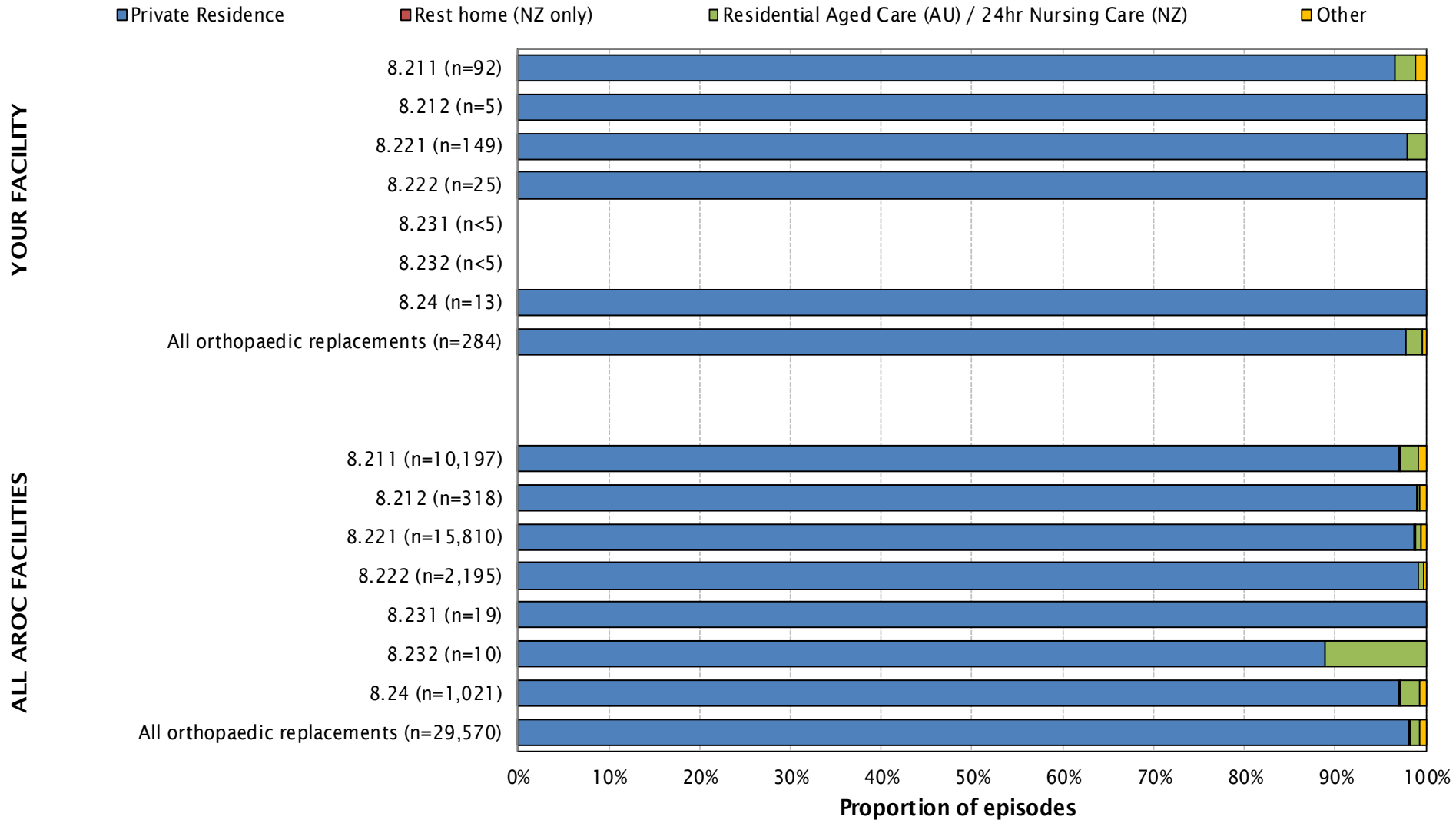


YOUR FACILITY — N (%)					
AN-SNAP class V4	Private residence	Residential Aged Care	Other	Missing	All episodes
4A21 (weighted motor 68-91)	115 (99.1)	0 (0.0)	1 (0.9)	1	116 (100.0)
4A22 (weighted motor 50-67)	137 (97.9)	3 (2.1)	0 (0.0)	3	140 (100.0)
4A23 (weighted motor 19-49)	20 (90.9)	2 (9.1)	0 (0.0)	1	22 (100.0)
4AZ3 (weighted motor 13-18, Age ≥ 65)	1 (100.0)	0 (0.0)	0 (0.0)	0	1 (100.0)
4AZ4 (weighted motor 13-18, Age ≤ 64)	0 —	0 —	0 —	0	0 —
All Replacement AN-SNAP classes	273 (97.8)	5 (1.8)	1 (0.4)	5	279 (100.0)

ALL AROC FACILITIES — N (%)						
AN-SNAP class V4	Private residence	Rest Home (NZ only)	Residential Aged Care (AU) / 24hr Nursing Care (NZ)	Other	Missing	All episodes
4A21 (weighted motor 68-91)	13,311 (98.7)	1 (0.0)	26 (0.2)	100 (0.7)	42	13,480 (100.0)
4A22 (weighted motor 50-67)	13,271 (97.2)	4 (0.0)	136 (1.0)	145 (1.1)	103	13,659 (100.0)
4A23 (weighted motor 19-49)	2,083 (87.4)	13 (0.5)	170 (7.1)	64 (2.7)	53	2,383 (100.0)
4AZ3 (weighted motor 13-18, Age ≥ 65)	18 (60.0)	1 (3.3)	8 (26.7)	3 (10.0)	0	30 (100.0)
4AZ4 (weighted motor 13-18, Age ≤ 64)	6 (66.7)	0 (0.0)	0 (0.0)	3 (33.3)	0	9 (100.0)
All Replacement AN-SNAP classes	28,689 (97.1)	19 (0.1)	340 (1.2)	315 (1.1)	198	29,561 (100.0)

NOTE: Includes only those episodes with mode of episode end equal to either final or interim accommodation

Final accommodation on post discharge by impairment



NOTE: Includes only those episodes with mode of episode end equal to either final or interim accommodation

Final accommodation post discharge by impairment

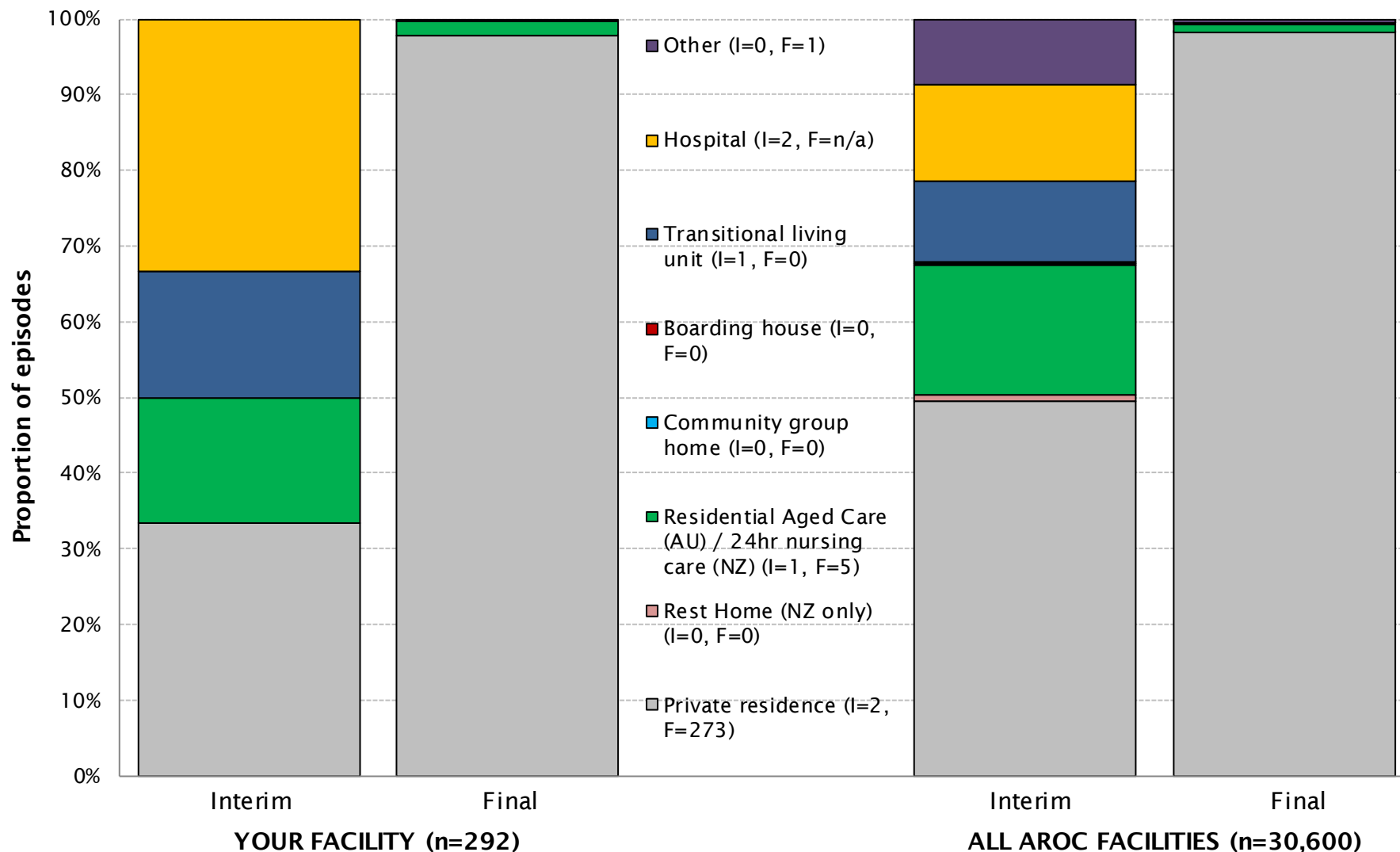


YOUR FACILITY — N (%)					
Impairment	Private residence	Residential Aged Care	Other	Missing	All episodes
8.211 Unilateral hip replacement	87 (96.7)	2 (2.2)	1 (1.1)	2	90 (100.0)
8.212 Bilateral hip replacement	5 (100.0)	0 (0.0)	0 (0.0)	0	5 (100.0)
8.221 Unilateral knee replacement	144 (98.0)	3 (2.0)	0 (0.0)	2	147 (100.0)
8.222 Bilateral knee replacement	24 (100.0)	0 (0.0)	0 (0.0)	1	24 (100.0)
8.231 Knee and hip replacement, same side	0 —	0 —	0 —	0	0 —
8.232 Knee and hip replacement, diff sides	0 —	0 —	0 —	0	0 —
8.24 Shoulder replacement	13 (100.0)	0 (0.0)	0 (0.0)	0	13 (100.0)
All Orthopaedic Replacements	273 (97.8)	5 (1.8)	1 (0.4)	5	279 (100.0)

ALL AROC FACILITIES — N (%)						
Impairment	Private residence	Rest Home (NZ only)	Residential Aged Care (AU) / 24hr Nursing Care (NZ)	Other	Missing	All episodes
8.211 Unilateral hip replacement	9,755 (95.7)	12 (0.1)	197 (1.9)	145 (1.4)	88	10,197 (100.0)
8.212 Bilateral hip replacement	313 (98.4)	0 (0.0)	1 (0.3)	2 (0.6)	2	318 (100.0)
8.221 Unilateral knee replacement	15,457 (97.8)	6 (0.0)	107 (0.7)	146 (0.9)	94	15,810 (100.0)
8.222 Bilateral knee replacement	2,164 (98.6)	0 (0.0)	12 (0.5)	7 (0.3)	12	2,195 (100.0)
8.231 Knee and hip replacement, same side	19 (100.0)	0 (0.0)	0 (0.0)	0 (0.0)	0	19 (100.0)
8.232 Knee and hip replacement, diff sides	8 (80.0)	0 (0.0)	1 (10.0)	0 (0.0)	1	10 (100.0)
8.24 Shoulder replacement	982 (96.2)	1 (0.1)	22 (2.2)	15 (1.5)	1	1,021 (100.0)
All Orthopaedic Replacements	28,698 (97.1)	19 (0.1)	340 (1.1)	315 (1.1)	198	29,570 (100.0)

NOTE: Includes only those episodes with mode of episode end equal to either final or interim accommodation

Interim and final accommodation post discharge



NOTE: Includes only those episodes with mode of episode end equal to either final or interim accommodation

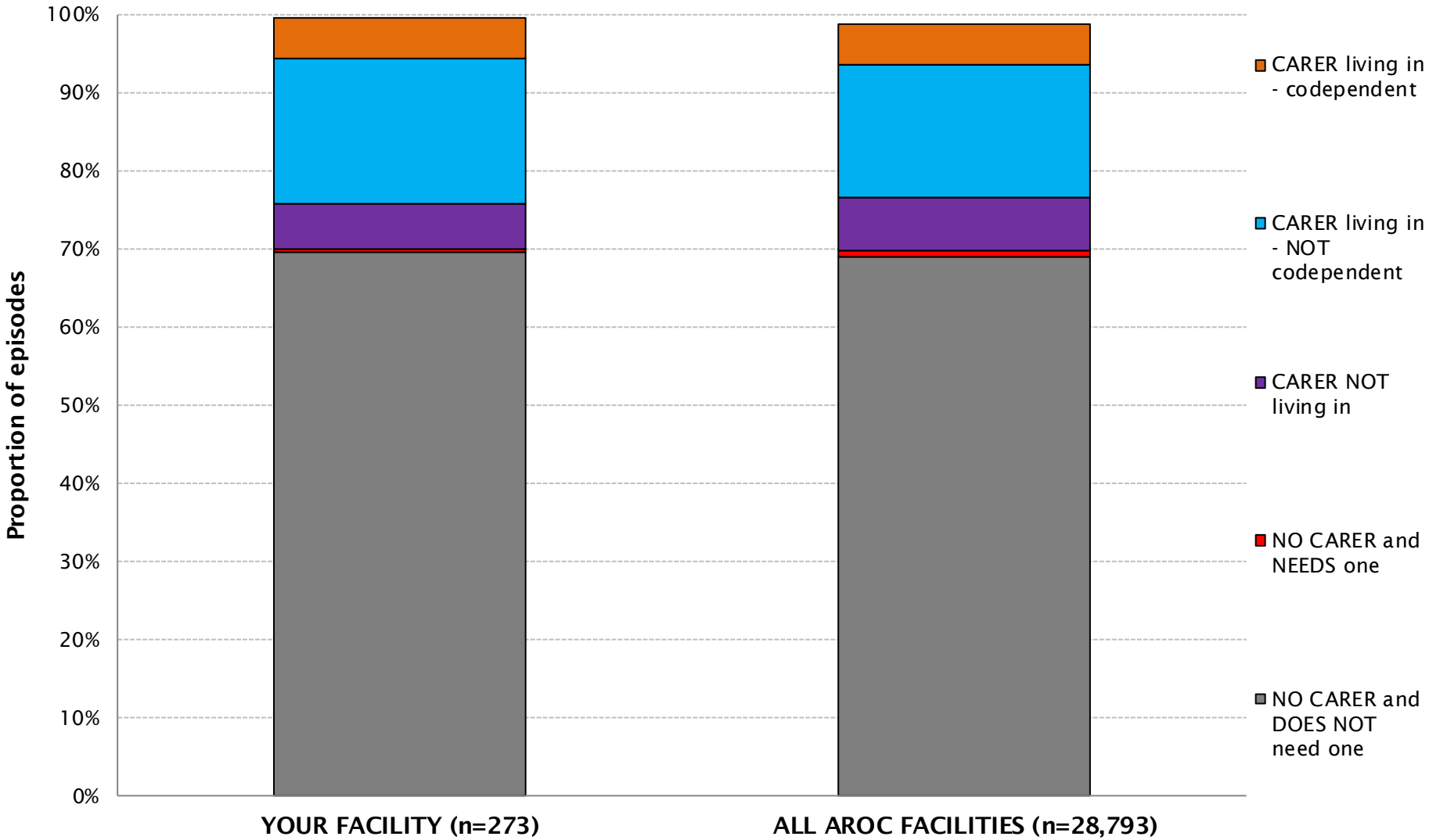
Interim and final accommodation post discharge



Accommodation	YOUR FACILITY				ALL AROC FACILITIES			
	Interim	(%)	Final	(%)	Interim	(%)	Final	(%)
Private residence	2	(33.3)	273	(97.8)	333	(49.4)	28,689	(98.1)
Rest Home (NZ only)					6	(0.9)	19	(0.1)
Resi Aged Care (AU) / 24hr Nursing Care (NZ)	1	(16.7)	5	(1.8)	116	(17.2)	340	(1.2)
Community group home	0	(0.0)	0	(0.0)	1	(0.1)	17	(0.1)
Boarding house	0	(0.0)	0	(0.0)	2	(0.3)	6	(0.0)
Transitional living unit	1	(16.7)	0	(0.0)	72	(10.7)	24	(0.1)
Hospital	2	(33.3)	n/a		85	(12.6)	n/a	
Other	0	(0.0)	1	(0.4)	59	(8.8)	136	(0.5)
Missing/Unknown	0		5		14		330	
All episodes	6	(100.0)	284	(100.0)	688	(100.0)	29,561	(100.0)

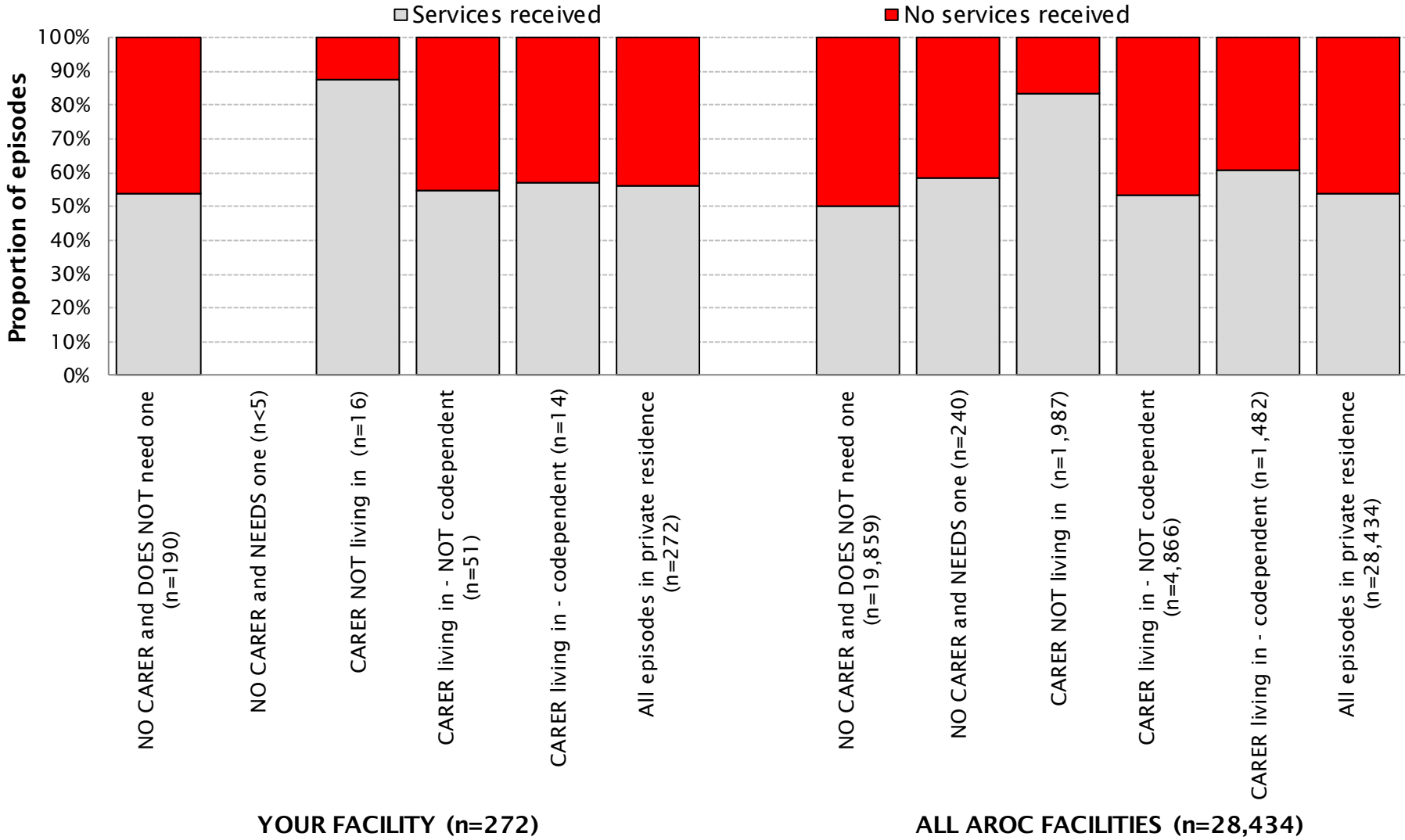
NOTE: Includes only those episodes with mode of episode end equal to either final or interim accommodation

Carer status post discharge



NOTE: Includes only those episodes whose final accommodation is private residence

Any services received post discharge by carer status



NOTE: Includes only those episodes whose final accommodation is private residence and with known carer status and known services status

Carer status and any services received post discharge

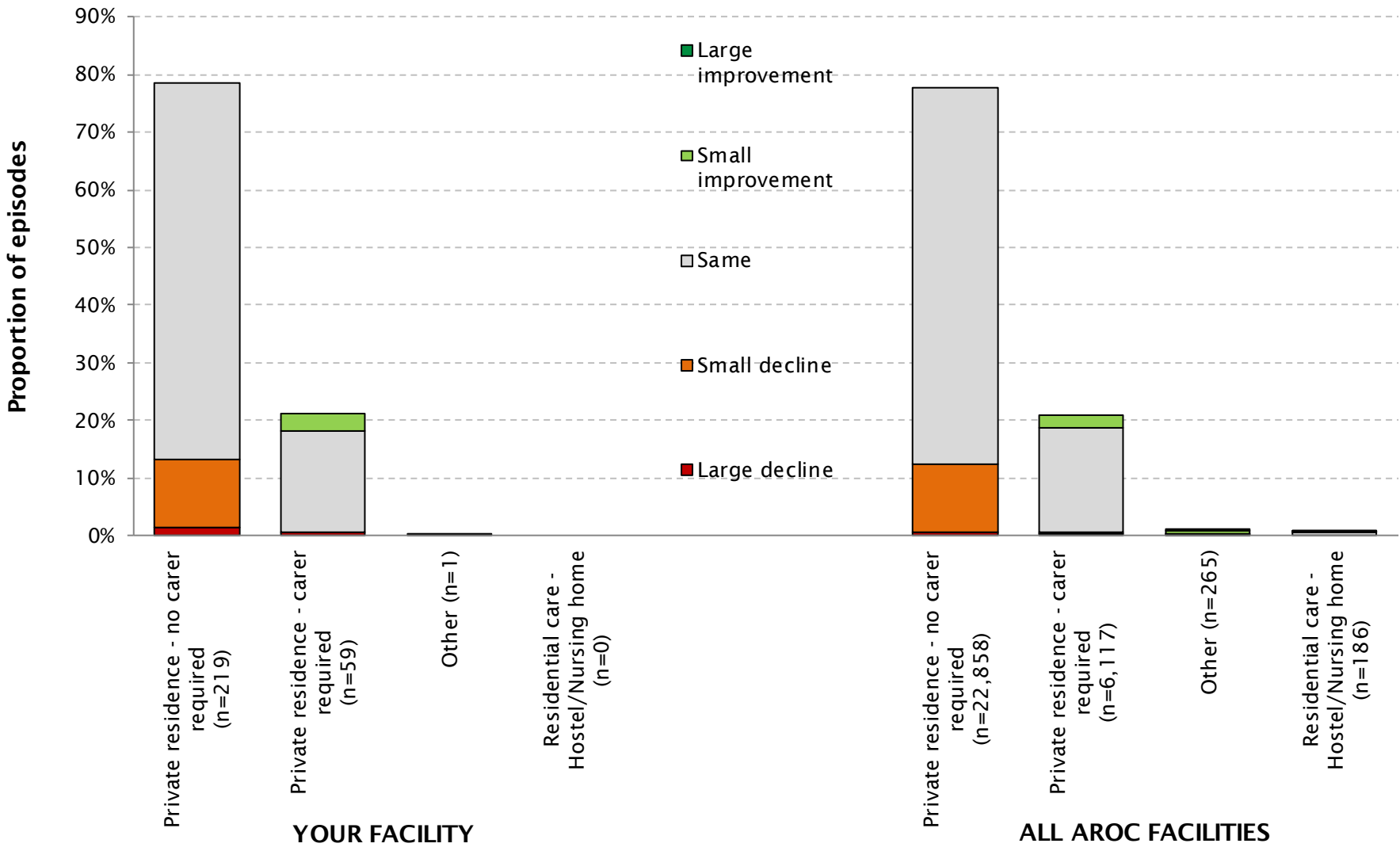


Carer status post discharge	YOUR FACILITY		ALL AROC FACILITIES	
	No.	%	No.	%
NO CARER and DOES NOT need one	190	69.9	19,861	69.8
NO CARER and NEEDS one	1	0.4	240	0.8
CARER NOT living in	16	5.9	1,987	7.0
CARER living in - NOT codependent	51	18.8	4,866	17.1
CARER living in - codependent	14	5.1	1,483	5.2
Missing	1		356	
All episodes in private residence	273	100.0	28,793	100.0

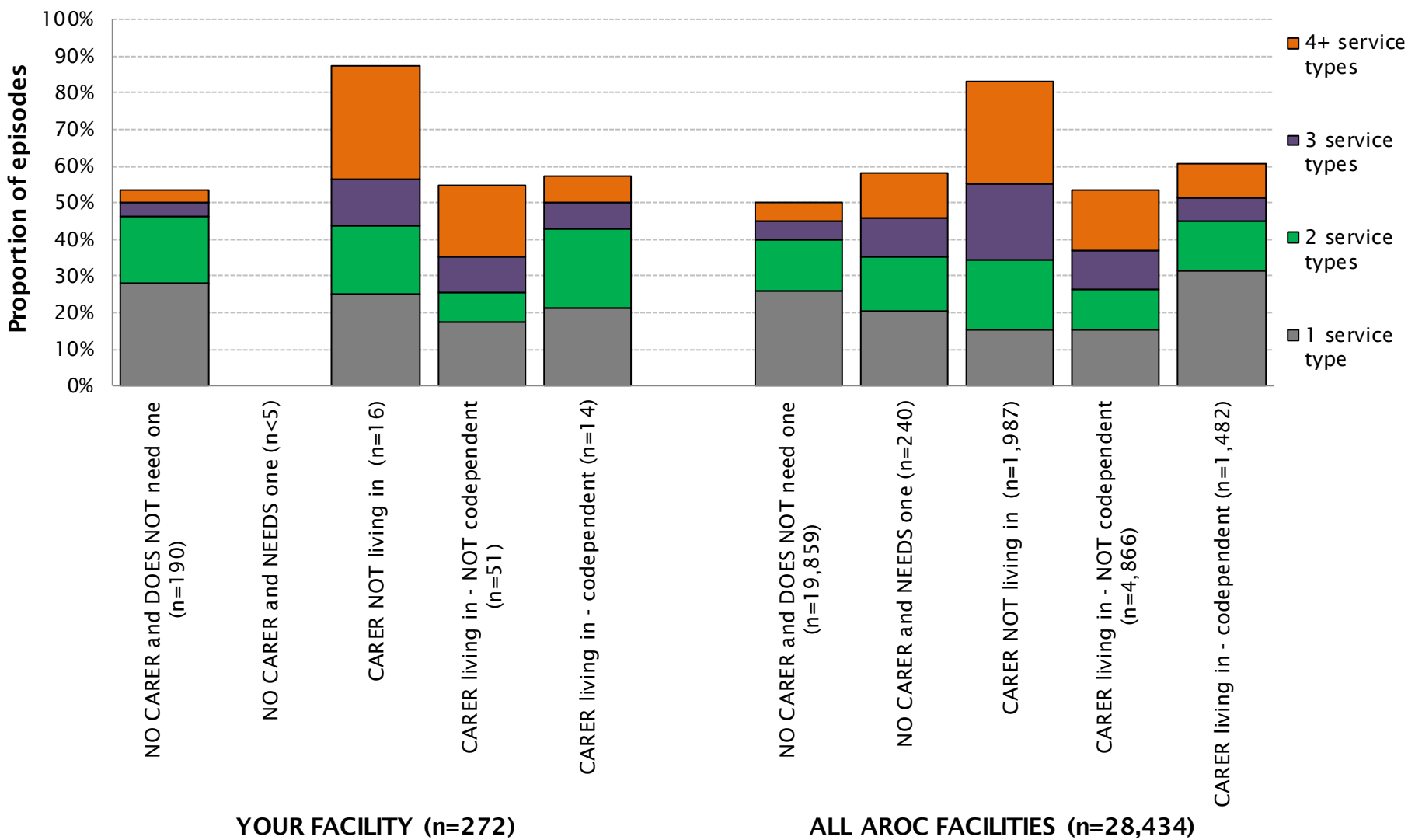
Carer status post discharge	Any services received post discharge?			
	YOUR FACILITY		ALL AROC FACILITIES	
	Yes (%)	No (%)	Yes (%)	No (%)
NO CARER and DOES NOT need one	53.7	46.3	50.1	49.9
NO CARER and NEEDS one	—	—	58.3	41.7
CARER NOT living in	87.5	12.5	83.2	16.8
CARER living in - NOT codependent	54.9	45.1	53.6	46.4
CARER living in - codependent	57.1	42.9	60.8	39.2
All episodes in private residence	56.3	43.8	53.7	46.3

NOTE: Includes only those episodes whose final accommodation is private residence and with known carer status and known services status

Change in prior accommodation on post discharge

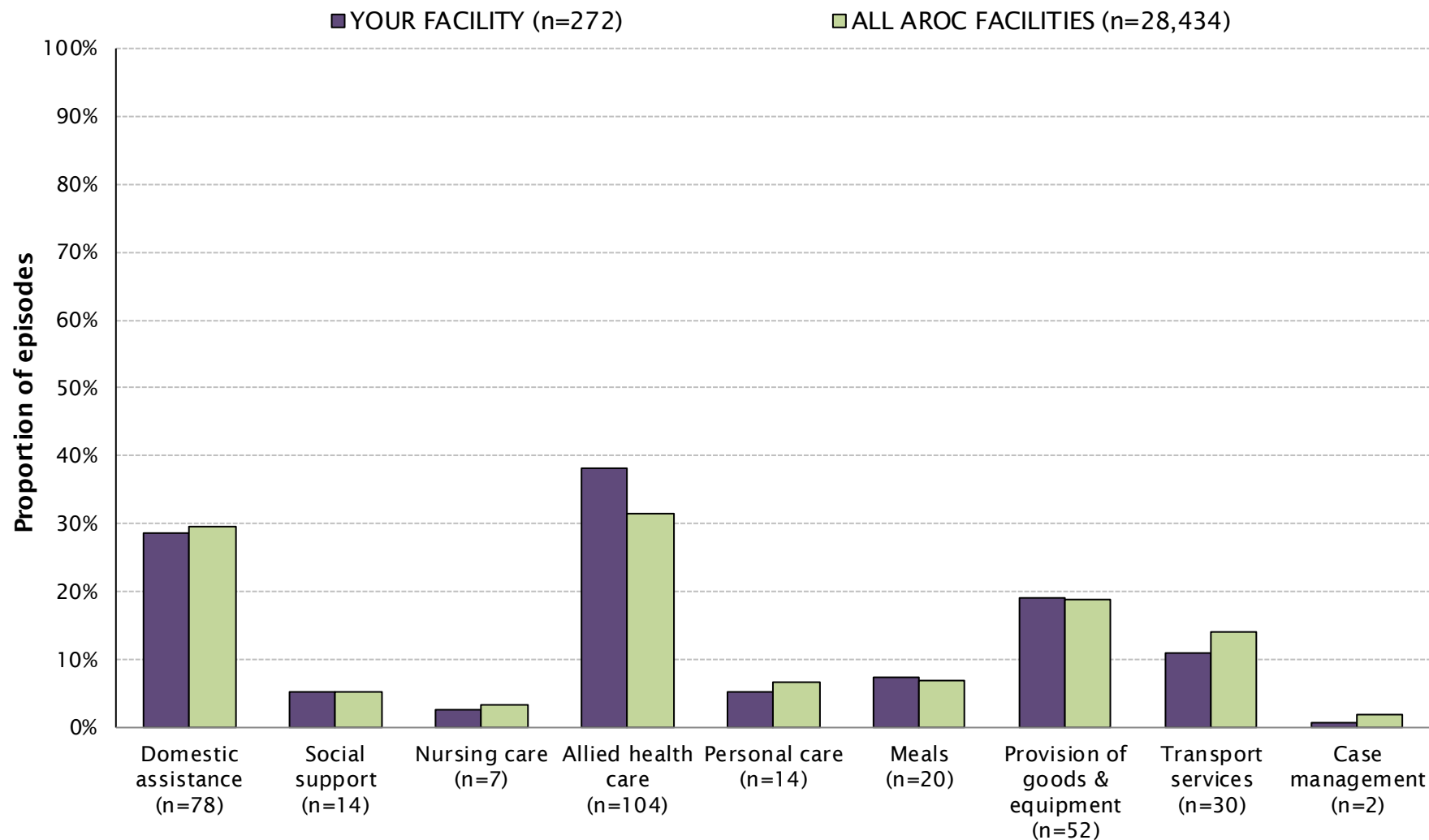


Number of services received post discharge by carer status



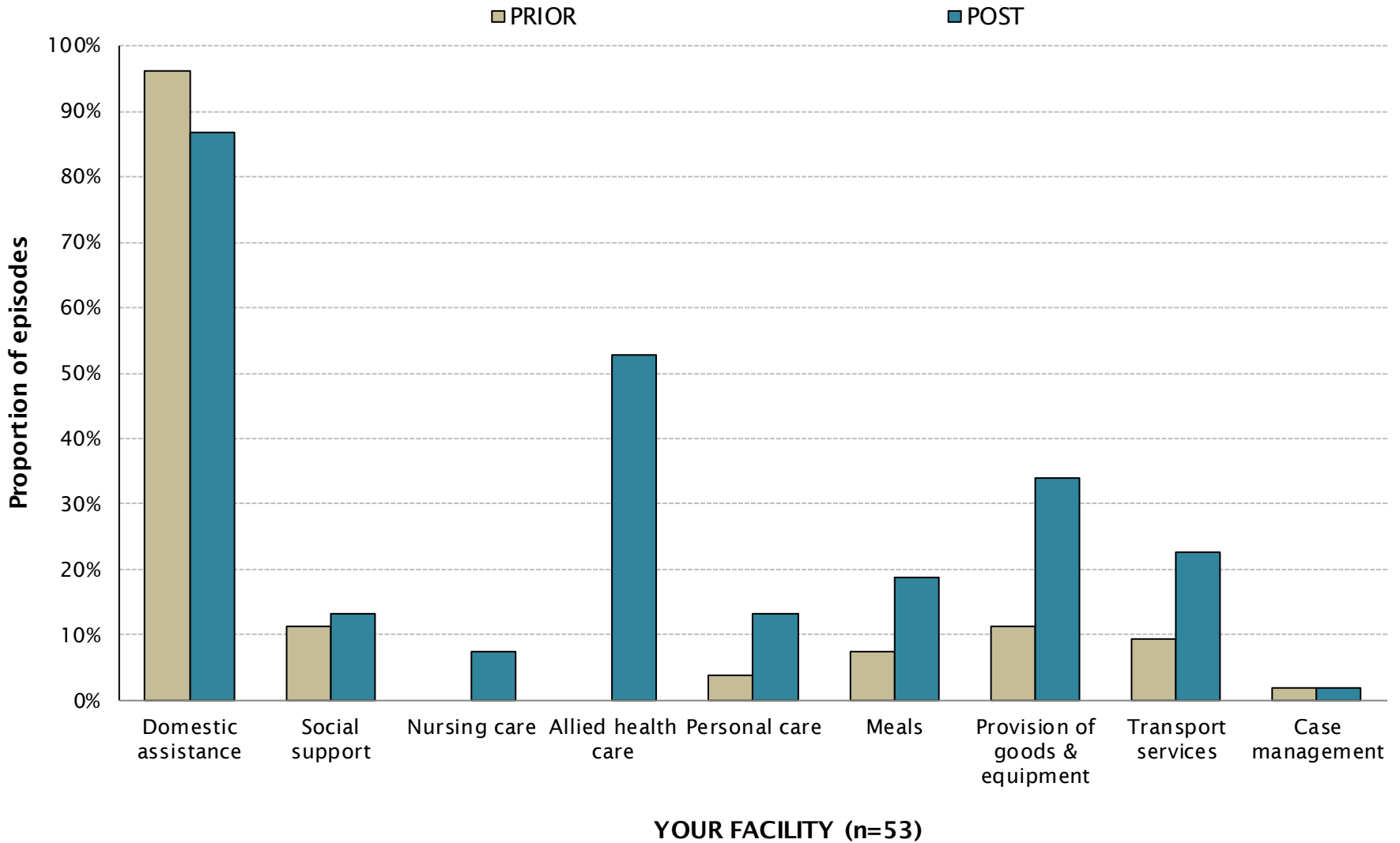
NOTE: Includes only those episodes whose final accommodation is private residence and with known carer status and known services status

Type of services received post discharge



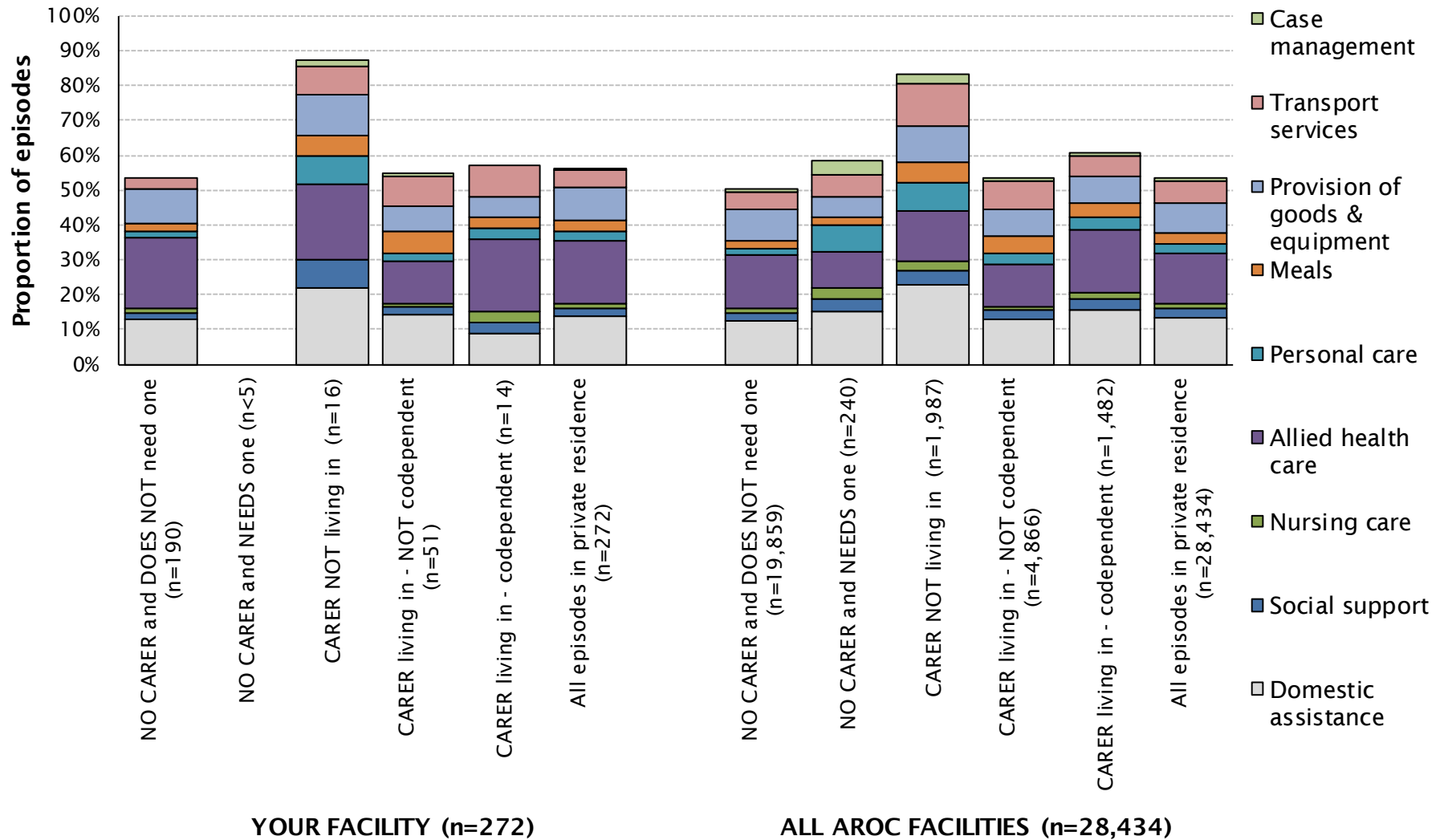
NOTE: Includes only those episodes whose final accommodation is private residence and with known carer status and known services status

Type of services received pre and post rehabilitation



NOTE: Includes only those episodes whose final accommodation is private residence and with known carer status and received services both pre and post the episode

Type of services received post discharge by carer status



NOTE: Includes only those episodes whose final accommodation is private residence and with known carer status and known services status

Number and type of services received post discharge by carer status – Your facility



Carer status post discharge - YOUR FACILITY						
Services received post discharge	NO CARER and DOES NOT need one	NO CARER and NEEDS one	CARER NOT living in	CARER living in - NOT codependent	CARER living in - codependent	All episodes in private residence
Number of episodes in private residence	190	1	16	51	14	272
Percent of episodes receiving:						
No services	46.3	0.0	12.5	45.1	42.9	43.8
1 service type	27.9	100.0	25.0	17.6	21.4	25.7
2 service types	18.4	0.0	18.8	7.8	21.4	16.5
3 service types	3.7	0.0	12.5	9.8	7.1	5.5
4 or more service types	3.7	0.0	31.3	19.6	7.1	8.5
Service Type received						
Domestic assistance	22.6	100.0	68.8	39.2	21.4	28.7
Social support	3.2	0.0	25.0	5.9	7.1	5.1
Nursing care	2.6	0.0	0.0	2.0	7.1	2.6
Allied health care	36.3	0.0	68.8	33.3	50.0	38.2
Personal care	3.2	0.0	25.0	5.9	7.1	5.1
Meals	3.7	0.0	18.8	17.6	7.1	7.4
Provision of goods & equipment	17.9	0.0	37.5	19.6	14.3	19.1
Transport services	5.8	0.0	25.0	23.5	21.4	11.0
Case management	0.0	0.0	6.3	2.0	0.0	0.7

NOTE: Includes only those episodes whose final accommodation is private residence and with known carer status and known services status

Number and type of services received post discharge by carer status – National



Carer status post discharge - ALL AROC FACILITIES

Services received post discharge	NO CARER and DOES NOT need one	NO CARER and NEEDS one	CARER NOT living in	CARER living in - NOT codependent	CARER living in - codependent	All episodes in private residence
Number of episodes in private residence	19,859	240	1,987	4,866	1,482	28,434
Percent of episodes receiving:						
No services	49.9	41.7	16.8	46.4	39.2	46.3
1 service type	25.7	20.4	15.1	15.2	31.2	23.4
2 service types	14.1	15.0	19.4	10.9	13.6	13.9
3 service types	5.4	10.4	20.6	10.9	6.5	7.5
4 or more service types	4.9	12.5	28.0	16.5	9.5	8.8
Service Type received						
Domestic assistance	23.7	38.8	69.5	36.2	32.8	29.6
Social support	3.8	9.2	13.3	7.1	6.5	5.2
Nursing care	2.6	8.3	8.7	3.5	3.5	3.3
Allied health care	29.4	27.1	43.5	33.5	37.3	31.5
Personal care	3.7	19.2	24.8	9.4	7.7	6.5
Meals	3.9	6.7	18.1	14.1	8.6	6.9
Provision of goods & equipment	17.4	15.4	31.6	20.8	16.2	18.9
Transport services	9.3	15.8	38.1	23.4	12.1	13.9
Case management	1.2	10.0	8.0	2.2	1.9	1.9

NOTE: Includes only those episodes whose final accommodation is private residence and with known carer status and known services status

AN-SNAP class

The Australian National Sub-Acute and Non-Acute Patient Classification (AN-SNAP) is a casemix classification for sub-acute and non-acute care provided in a variety of treatment settings. Version 4, introduced in July 2016 and used in these reports, uses the episode's impairment, age, weighted FIM motor admission score and FIM cognition score to determine which of 50 inpatient (admitted overnight adult) rehabilitation classes the episode should be assigned to.

Between AN-SNAP V3 and V4 there have been some minor refinements to the positioning of age and FIM score splits, however the greatest change has been the introduction of impairment-specific weights to FIM item scores in the calculation of a motor score, the introduction of reconditioning only classes and the removal of orthopaedic replacement classes (now grouped with all other orthopaedic conditions). Refer Appendix 3 for the full list of classes and the section Impairment-specific weighted FIM scores below for more detail about how the items are weighted. For more information about AN-SNAP class V4 please refer to the AROC website.

AROC

The Australasian Rehabilitation Outcomes Centre (AROC) was established in 2002 and current membership encompasses close to 100% of all Australian and New Zealand rehabilitation facilities. Facilities routinely submit deidentified data to AROC for each rehabilitation episode, including information about demographics, process indicators and functional status.

Benchmark group

In Calendar Year 2015 new benchmark groups were introduced. With the exception of brain injury and spinal cord dysfunction an episode's benchmark group is determined by the country of the submitting facility and can be either Australia or New Zealand. For episodes recorded as brain injury or spinal cord dysfunction (or major multi trauma involving brain injury and/or spinal cord dysfunction) the benchmark group is determined by first admission episodes reported by all specialist (brain/spinal) units in both Australia and New Zealand, calculated separately for traumatic and non-traumatic episodes. The benchmark data set is all episodes during the reporting period in the AROC database.

Casemix-adjusted relative mean

A comparison of some statistics such as length of stay and FIM change is only possible if the groups being compared comprise similar episodes. The specific impairment, level of functional independence, age and other factors relating to the episode have an impact on these statistics. If, for example, your average length of stay were different from the benchmark group, we could not tell if your episodes really were different or if the difference was merely due to the unique casemix.

To overcome this difficulty, it is possible to statistically control for casemix. This is achieved by adjusting measures such as length of stay and FIM change so that the comparison is only made between similar types of episodes.

In this report we have calculated casemix-adjusted relative mean length of stay and casemix-adjusted relative mean FIM change for completed episodes. To do this, we needed to know the LOS (or FIM change) and AN-SNAP class for each episode as well as the mean LOS (or FIM change) for the benchmark group for each AN-SNAP class. We then calculated the difference between each episode LOS (or FIM change) and the mean LOS (or FIM change) of the appropriate AN-SNAP class. These differences were then averaged to produce the casemix-adjusted relative mean. This may be easier to understand as a set of two equations illustrated below.

For each episode calculate:

LOSdiff = episode's LOS - mean LOS appropriate AN-SNAP class.

Casemix-adjusted relative mean = Sum of LOSdiff for all episodes divided by Number of episodes

A casemix-adjusted relative mean length of stay of, say, -2 days would indicate that, on average, your facility has a LOS of 2 days less than similar episodes in the benchmark group. A casemix-adjusted relative mean FIM change of, say, 4 would indicate that, on average, your facility improved 4 FIM points more than similar episodes in the benchmark group. It is important to consider both of these statistics together. For example, your episodes may have stayed longer than similar episodes in the benchmark group, but they may also have achieved a greater functional improvement.

Complete/incomplete episode

An episode is considered "complete" for the purpose of calculating outcome statistics in this report if (A) the mode of episode end was either 1 (discharged to usual accommodation) or 2 (discharged to interim accommodation) AND total FIM score at episode end was greater than 18, or (B) the mode of episode end was 7 (change of care type within sub-acute/non-acute care) AND length of stay greater than 6 days.

Confidence interval for a mean

To decide if a difference between your facility's mean score and the benchmark group's mean is statistically significant, look at the two confidence intervals. If they overlap, the difference is not likely to be statistically significant. For example your facility's mean onset to first admission may be 16 days while the benchmark group's mean is 12 days. These values are certainly different, but the difference may not be statistically significant. If the 95% confidence interval of your data were (13 – 19) (i.e. 13 days to 19 days) and that of the benchmark group data set were (10.5 – 13.5) (i.e. 10.5 days to 13.5 days), the difference is not likely to be statistically significant as the two confidence intervals overlap. Note that this is a conservative comparison and is not as accurate as a formal statistical test.

Data Concatenation

Increasingly some jurisdictions have introduced business rules around data collection that have resulted in episodes of rehabilitation being ended and then re-commenced a few days later. AROC definitions would record these as one episode with the period in between defined as a suspension of rehabilitation. Such business rules result in two (or more) episodes of rehabilitation being reported to AROC when only one full episode should be reported.

Whilst this happens much more frequently in some impairment groups (e.g. spinal cord injury & brain injury) it does impact all impairments to some degree. Reporting of multiple episodes impacts outcomes analysis, resulting in shorter than real length of stays and reduced FIM change being reported.

Concatenated episodes will have a revised Length of stay and FIM change (start details will be taken from the identified primary episode; end details from the identified final episode), and will also have a revised number of suspensions (being the sum across all concatenated 'submitted episodes' plus the number of breaks between 'submitted episodes') and a revised number of suspension days (being the sum across all concatenated 'submitted episodes' plus the sum of all days between 'submitted episodes').

Submitted episodes to AROC are identified for concatenation based on the following rules:

- Subsequent episodes MUST have same impairment code and be from same reporting facility with same MRN and DOB.
- Leading episode must be discharged into the hospital system with following episode being admitted from hospital system.
- Number of days between episodes being 0-14 days for spinal and 0-7 days for all other impairments.

To make it easier for AROC to identify episodes that should be concatenated in January 2014 the data item Mode of Episode Start had an additional code set value added: **9 = recommenced rehabilitation episode following suspension.**

Data quality score

The data quality score is the average percent reported for all AROC data items (including impairment specific items where relevant) with the exception of those items that are optional. Path, facility code, facility name, MRN and episode end date are not included as these fields are used to extract the data for reporting.

Functional Independence Measure (FIM)

The Functional Independence Measure (FIM) is used as a tool to assess the functional independence of patients at episode start and end.

- The **FIM motor score** is the sum of the scores obtained for the first thirteen (13) items in the FIM instrument. A higher FIM motor score indicates a greater level of functional independence in motor skills.
- The **FIM cognition score** is the sum of the scores obtained for the final five (5) items in the FIM instrument. A higher FIM cognition score indicates better cognitive function.

FIM change

The change in functional status from the beginning to the end of the episode is measured by the change in FIM score. This is calculated as the FIM score at the end of the episode minus the FIM score at the start of the episode. In some instances the change in total FIM score (the sum of items 1 to 18) is calculated. In other cases either the change in FIM motor score (the sum of items 1 to 13) or the change in FIM cognition score (the sum of items 14 to 18) is calculated.

A higher FIM score corresponds to higher level of function while a lower FIM score represents less functional independence. This means that a positive value for the change in FIM score indicates functional improvement during the episode. A negative value for the change in FIM score indicates a decline in functional independence during the episode.

FIM efficiency

The FIM efficiency indicates the average FIM improvement per day. This statistic is calculated as the mean FIM change divided by the mean length of stay (LOS).

Impairment-specific weighted FIM motor scores

Impairment-specific weighted FIM motor scores are new to the inpatient (admitted overnight adult) rehabilitation AN-SNAP V4 classes. Weights reflect the **relative impact** of each item on the **cost** of caring for the rehabilitation patient. If an item has a weight of more than 1, it will have an impact on the cost of care that is more than average – a weight less than 1 implies the impact will be less than average. Within each impairment type, the weights are scaled to sum to 13 – thus both weighted and unweighted scores range from a minimum of 13 to a maximum of 91. Where impairments are grouped together in the classification, a single set of weights for that group has been derived. The exception is Major Multiple Trauma (MMT) where there were too few episodes to develop relative weights and so all weights were set to 1.

Interquartile range (IQR)

The middle 50% — between the 25% percentile and the 75% percentile.

Length of stay (LOS)

The length of stay (LOS) of an episode is the number of days on which care has been provided. It is calculated as the end date minus the start date, minus the number of leave days during the episode.

Mean

The mean, or average, is a measure of the "centre" of your data. It is calculated by adding all data values and dividing by the number of values. The mean can be used to calculate a total. For example, if the mean length of stay were 21 days for a group of 30 episodes, the total number of bed days could be calculated as 21 multiplied by 30.

Mean or median - which to use?

The mean and the median are both measures of the "centre" of your data. For data that are symmetric about the mean (e.g. normally distributed data), the mean and the median will be close to each other. However they may have very different values for some data sets.

As an example, consider length of stay. Typically, most episodes within a class will have roughly the same length of stay. However, there will be a few episodes that are longer than the others and a smaller number that are very long. These longer lengths of stay have the effect of increasing the mean length of stay, but have little or no effect on the median.

If you want to know how long episodes in this class "typically" stay, you will probably be interested in the median as this gives you the middle value - half the episodes are longer and half the episodes are shorter. If, however, your interest is in allocation of resources and you want to know how long episodes stay on average, or if you want to get an idea of the total number of days of care provided to episodes in this class, you will need to look at the mean. (The total days can be calculated by multiplying the mean with the number in the class).

Median

The median provides the middle value of your data - half the values lie above it and half the values lie below. For example, if your median length of stay were 20 days, half of your episodes would have stayed for 20 days or less, while the other half would have stayed 20 days or longer. Note that the median, unlike the mean, cannot be used to calculate the total number of bed days.

Relative Functional Gain (RFG) and Relative Functional Efficiency (RFE)

FIM change measures the absolute difference between admission FIM and discharge FIM scores, i.e. client 1 had a 10 point improvement (admission 46 - discharge 56) and client 2 also had a ten point improvement (admission 116 - discharge 126). FIM change does not take into account the proportion of FIM change possible, i.e. client 1 improved 10 points out of possible 80 (126-46) and client 2 improved 10 points out of a possible 10 (126-116). So not all patients that improve 10 FIM points are the same. This proportion of FIM change possible is known as the Relative Functional Gain (RFG) and tries to take into account the amount of FIM gain possible. RFG is calculated as follows:

- If actual FIM change > 0 [improved]
 - **(Discharge FIM - Admission FIM)/(126 - Admission FIM)**
 - e.g. $(90 - 50)/(126-50) = 40/76 = 52.6\%$
- If actual FIM change < 0 [declined]
 - **(Discharge FIM - Admission FIM)/ (Admission FIM)**
 - e.g. $(90 - 100)/100 = -10/100 = -10\%$
- If actual FIM change = 0 [no change]
 - 0%

FIM efficiency measures the absolute difference between admission FIM and discharge FIM scores per day, without taking into account the proportion of FIM change possible. The Relative Functional Gain per day is known as the Relative Functional Efficiency (RFE), and is calculated as the RFG divided by the length of stay (LOS).

Submitted versus reporting episodes

Submitted episodes are those submitted to AROC either via direct data entry or upload through AROC Online Services. These episodes have not been concatenated.

The reporting data used by AROC in this report is made up of concatenated episodes. For most episodes there is no difference between the submitted episode and the one used for reporting.

Valid FIM

For an episode to have a Valid FIM flag it must be a complete episode and each of the 18 items on admission and discharge must have been answered with a valid response of 1-7.

Valid LOS

For an episode to have a Valid LOS flag it must be a complete episode with a length of stay ranging between 1 and 500 days.

Version 4 data set

The version 4 (V4) AROC dataset was introduced on 1 July 2012. V4 is designed as a bank of data items, combinations of which are used to describe 6 possible pathways of care (see the AROC website for more information about the different pathways). NOTE: This report utilises only Pathway 3 data (inpatient direct care).

Appendix 2: AROC Impairment Codes

STROKE

Haemorrhagic

- 1.11 Left body involvement
- 1.12 Right body involvement
- 1.13 Bilateral involvement
- 1.14 No paresis
- 1.19 Other Orthopaedic fractures

Ischaemic

- 1.21 Left body involvement (right brain)
- 1.22 Right body involvement (left brain)
- 1.23 Bilateral involvement
- 1.24 No paresis
- 1.29 Other Orthopaedic fractures

BRAIN DYSFUNCTION

Non-traumatic

- 2.11 Sub-arachnoid haemorrhage
- 2.12 Anoxic brain damage
- 2.13 Other non-traumatic brain dysfunction

Traumatic

- 2.21 Open injury
- 2.22 Closed injury

NEUROLOGICAL CONDITIONS

- 3.1 Multiple Sclerosis
- 3.2 Parkinsonism
- 3.3 Polyneuropathy
- 3.4 Guillian-Barre
- 3.5 Cerebral palsy
- 3.8 Neuromuscular disorders
- 3.9 Other neurological conditions

SPINAL CORD DYSFUNCTION

Non traumatic spinal cord dysfunction

- 4.111 Paraplegia, incomplete
- 4.112 Paraplegia, complete
- 4.1211 Quadriplegia, incomplete C1-4
- 4.1212 Quadriplegia, incomplete C5-8
- 4.1221 Quadriplegia, complete C1-4
- 4.1222 Quadriplegia, complete C5-8
- 4.13 Other non-traumatic spinal cord dysfunction

Traumatic spinal cord dysfunction

- 4.211 Paraplegia, incomplete
- 4.212 Paraplegia, complete
- 4.2211 Quadriplegia, incomplete C1-4
- 4.2212 Quadriplegia, incomplete C5-8
- 4.2221 Quadriplegia, complete C1-4
- 4.2222 Quadriplegia, complete C5-8
- 4.23 Other traumatic spinal cord dysfunction

AMPUTATION OF LIMB

Not resulting from trauma

- 5.11 Single upper above elbow
- 5.12 Single upper below elbow
- 5.13 Single lower above knee (includes through knee)
- 5.14 Single lower below knee
- 5.15 Double lower above knee (includes through knee)
- 5.16 Double lower above/below knee
- 5.17 Double lower below knee
- 5.18 Partial foot (single or double)
- 5.19 Other amputation not from trauma

AMPUTATION OF LIMB

Resulting from trauma

- 5.21 Single upper above elbow
- 5.22 Single upper below elbow
- 5.23 Single lower above knee (includes through knee)
- 5.24 Single lower below knee
- 5.25 Double lower above knee (includes through knee)
- 5.26 Double lower above/below knee
- 5.27 Double lower below knee
- 5.28 Partial foot (single or double)
- 5.29 Other amputation from trauma

ARTHRITIS

- 6.1 Rheumatoid arthritis
- 6.2 Osteoarthritis
- 6.9 Other arthritis

PAIN SYNDROMES

- 7.1 Neck pain
- 7.2 Back Pain
- 7.3 Extremity pain
- 7.4 Headache (includes migraine)
- 7.5 Multi-site pain
- 7.9 Other pain (includes abdo/chest wall)

Appendix 2: AROC Impairment Codes

ORTHOPAEDIC CONDITIONS

Fractures (includes dislocation)

- 8.111 Fracture of hip, unilateral (incl. #NOF)
- 8.112 Fracture of hip, bilateral (incl. #NOF)
- 8.12 Fracture of shaft of femur
- 8.13 Fracture of pelvis
- 8.141 Fracture of knee
- 8.142 Fracture of lower leg, ankle, foot
- 8.15 Fracture of upper limb
- 8.16 Fracture of spine
- 8.17 Fracture of multiple sites
- 8.19 Other orthopaedic fracture

Post Orthopaedic Surgery

- 8.211 Unilateral hip replacement
- 8.212 Bilateral hip replacement
- 8.221 Unilateral knee replacement
- 8.222 Bilateral knee replacement
- 8.231 Knee and hip replacement, same side
- 8.232 Knee and hip replacement, diff sides
- 8.24 Shoulder replacement
- 8.25 Post spinal surgery
- 8.26 Other orthopaedic surgery

Soft tissue injury

- 8.3 Soft tissue injury

CARDIAC

- 9.1 Following recent onset of new cardiac impairment
- 9.2 Chronic cardiac insufficiency
- 9.3 Heart and heart/lung transplant

PULMONARY

- 10.1 Chronic obstructive pulmonary disease
- 10.2 Lung transplant
- 10.9 Other pulmonary

BURNS

- 11 Burns

CONGENITAL DEFORMITIES

- 12.1 Spina bifida
- 12.9 Other congenital deformity

OTHER DISABLING IMPAIRMENTS

- 13.1 Lymphoedema
- 13.3 Conversion disorder
- 13.9 Other disabling impairments that cannot be classified into a specific group

MAJOR MULTIPLE TRAUMA

- 14.1 Brain + spinal cord injury
- 14.2 Brain + multiple fracture/amputation
- 14.3 Spinal cord + multi fracture/amputation
- 14.9 Other multiple trauma

DEVELOPMENTAL DISABILITIES

- 15.1 Developmental disabilities (excludes cerebral palsy)

RE-CONDITIONING/RESTORATIVE

- 16.1 Re-conditioning following surgery
- 16.2 Reconditioning following medical illness
- 16.3 Cancer rehabilitation

Appendix 3: AN-SNAP V4 Overnight Rehabilitation Classes



Class Description of AN- SNAP class

4AZ1	Weighted FIM motor score 13- 18, Brain, Spine, MMT, Age ≥ 49
4AZ2	Weighted FIM motor score 13- 18, Brain, Spine, MMT, Age ≤ 48
4AZ3	Weighted FIM motor score 13- 18, All other impairments, Age ≥ 65
4AZ4	Weighted FIM motor score 13- 18, All other impairments, Age ≤ 64
4AA1	Stroke, weighted FIM motor 51- 91, FIM cognition 29- 35
4AA2	Stroke, weighted FIM motor 51- 91, FIM cognition 19- 28
4AA3	Stroke, weighted FIM motor 51- 91, FIM cognition 5- 18
4AA4	Stroke, weighted FIM motor 36- 50, Age ≥ 68
4AA5	Stroke, weighted FIM motor 36- 50, Age ≤ 67
4AA6	Stroke, weighted FIM motor 19- 35, Age ≥ 68
4AA7	Stroke, weighted FIM motor 19- 35, Age ≤ 67
4AB1	Brain dysfunction, weighted FIM motor 71- 91, FIM cognition 26- 35
4AB2	Brain dysfunction, weighted FIM motor 71- 91, FIM cognition 5- 25
4AB3	Brain dysfunction, weighted FIM motor 41- 70, FIM cognition 26- 35
4AB4	Brain dysfunction, weighted FIM motor 41- 70, FIM cognition 17- 25
4AB5	Brain dysfunction, weighted FIM motor 41- 70, FIM cognition 5- 16
4AB6	Brain dysfunction, weighted FIM motor 29- 40
4AB7	Brain dysfunction, weighted FIM motor 19- 28
4AC1	Neurological conditions, weighted FIM motor 62- 91
4AC2	Neurological conditions, weighted FIM motor 43- 61
4AC3	Neurological conditions, weighted FIM motor 19- 42
4AD1	Spinal cord dysfunction, Age ≥ 50, weighted FIM motor 42- 91
4AD2	Spinal cord dysfunction, Age ≥ 50, weighted FIM motor 19- 41
4AD3	Spinal cord dysfunction, Age ≤ 49, weighted FIM motor 34- 91
4AD4	Spinal cord dysfunction, Age ≤ 49, weighted FIM motor 19- 33

Class Description of AN- SNAP class

4AE1	Amputation of limb, Age ≥ 54, weighted FIM motor 68- 91
4AE2	Amputation of limb, Age ≥ 54, weighted FIM motor 31- 67
4AE3	Amputation of limb, Age ≥ 54, weighted FIM motor 19- 30
4AE4	Amputation of limb, Age ≤ 53, weighted FIM motor 19- 91
4AH1	Orthopaedic conditions, fractures, weighted FIM motor 49- 91, FIM cognition 33- 35
4AH2	Orthopaedic conditions, fractures, weighted FIM motor 49- 91, FIM cognition 5- 32
4AH3	Orthopaedic conditions, fractures, weighted FIM motor 38- 48
4AH4	Orthopaedic conditions, fractures, weighted FIM motor 19- 37
4A21	Orthopaedic conditions, all other, weighted FIM motor 68- 91
4A22	Orthopaedic conditions, all other, weighted FIM motor 50- 67
4A23	Orthopaedic conditions, all other, weighted FIM motor 19- 49
4A31	Cardiac, Pain syndromes, Pulmonary, weighted FIM motor 72- 91
4A32	Cardiac, Pain syndromes, Pulmonary, weighted FIM motor 55- 71
4A33	Cardiac, Pain syndromes, Pulmonary, weighted FIM motor 34- 54
4A34	Cardiac, Pain syndromes, Pulmonary, weighted FIM motor 19- 33
4AP1	Major Multiple Trauma, weighted FIM motor 19- 91
4AR1	Reconditioning, weighted FIM motor 67- 91
4AR2	Reconditioning, weighted FIM motor 50- 66, FIM cognition 26- 35
4AR3	Reconditioning, weighted FIM motor 50- 66, FIM cognition 5- 25
4AR4	Reconditioning, weighted FIM motor 34- 49, FIM cognition 31- 35
4AR5	Reconditioning, weighted FIM motor 34- 49, FIM cognition 5- 30
4AR6	Reconditioning, weighted FIM motor 19- 33
4A91	All other impairments, weighted FIM motor 55- 91
4A92	All other impairments, weighted FIM motor 33- 54
4A93	All other impairments, weighted FIM motor 19- 32
499A	Adult Overnight Rehabilitation - Ungroupable

- **AROC wish to acknowledge the valuable contributions made by:**
 - Members of the Management Advisory Group of the Australasian Rehabilitation Outcomes Centre
 - Members of the Scientific and Clinical Advisory Committee of the Australasian Rehabilitation Outcomes Centre
 - The many staff from the rehabilitation facilities who have spent a great deal of time and care to collect, collate and correct the data, without whose considerable effort these reports would not be possible.
- **Disclaimer**

AROC has made every effort to ensure that the data used in these reports are accurate. Data submitted to AROC are checked for anomalies and facilities are asked to re-submit data prior to the production of AROC reports. We have provided general guidelines on the interpretation of the information reported but would advise readers to use their professional judgement in considering all information contained in this report.
- **Copyright**

This work is copyright. It may be produced in whole or in part for study or training purposes subject to the inclusion of an acknowledgment of the source and no commercial usage or sale. Reproduction for purposes other than those above requires the written permission of AROC.
- **Suggested acknowledgement**

Anywhere Hospital AROC Impairment Specific Report on Orthopaedic Replacements (Inpatient - pathway 3), January 2019 – December 2019. Australasian Rehabilitation Outcomes Centre (2020).

Australasian **R**ehabilitation **O**utcomes **C**entre
Australian Health Services Research Institute
iC Enterprise 1, Innovation Campus
University of Wollongong NSW 2522
Phone: +61 2 4221 4411
Email: aroc@uow.edu.au
Web: aroc.org.au