

# Accutom



## Accutom-5

Automatic precision  
cut-off machine

## Accutom-50

... and grinding machine



### Common features of Accutom-5/-50

- Positioning accuracy of 5  $\mu\text{m}$
- Pre-set, constant feed speed (0.005 to 3 mm/sec)
- Adjustable force limit
- Sample rotation or oscillation
- Variable cut-off wheel speed up to 3,000 rpm
- Menu control and digital read-out
- Built-in cut-off wheel list
- Database with user-definable cutting methods
- Built-in recirculation cooling unit
- Enclosed cutting chamber with safety switch

### Common application areas:

Precise and deformation-free cutting of:

- Metals
- Electronic components
- Ceramics
- Composites
- Crystals
- Sintered carbides
- Minerals
- Fibre reinforced materials
- Biomaterials (teeth and bones)

### Additional features of Accutom-50

- Serial cutting of slices (Multi-cut)
- Grinding of thin sections
- Target grinding in components
- Variable cut-off wheel speed up to 5,000 rpm
- Database for both cutting and grinding methods
- Improved menu control

### Additional application areas:

- Precise serial cutting of all materials
- Thin sections of minerals
- Thin sections of ceramics
- Target grinding in components



*Oscillating movement is used for cutting oblong samples, thus reducing the cutting time considerably*

Accutom-50 is based on the known and well tested technology of Accutom-5. Sample positioning within 5 µm combined with constant feed speed and sample rotation or oscillation represents the utmost in precision cutting. The addition of fully automatic serial cutting and precision grinding facilities, together with even higher wheel speeds, makes Accutom-50 the most universal tool in precision manufacturing of samples.

### Working principle

Both Accutom-5 and Accutom-50 are built on the same, precisely manufactured, cast frame. The use of step motors to control the movement of the sample in both X- and Y-directions enables very precise positioning.

### Positioning accuracy of 5 µm

The high resolution of the step motor makes it possible to position the sample with an extraordinary precision of 5 µm. The total movement of the sample in the X-direction is 60 mm.

### Pre-set, constant feed speed

The feed speed can be pre-set and controlled in the range of 0.005 to 3 mm/sec. This wide range allows even the most delicate materials to be cut. Both the pre-set and the actual speeds are shown on the display. If the preset force limit is reached, the feed speed will be reduced and the process stopped if the speed has fallen below a specified limit.

### Adjustable force limit

To protect thin cut-off wheels or fragile samples, the force limit can be set to three different levels: Low, Medium and High.

### Sample rotation or oscillation

Sample rotation or oscillation reduces the contact area between cut-off wheel and sample to a minimum. This results in a decrease in frictional heat and allows fast cutting of extremely hard materials.

### Variable cut-off wheel speed up to 3000 rpm


The motor of Accutom-5 has variable cut-off wheel speeds from 300 up to 3000 rpm in steps of 100 rpm. This allows both high and low speed cutting and enables a more accurate choice of wheel speed for different cut-off wheel diameters.

### Menu control and digital readout

Accutom-5 is operated from a touch pad on the ergonomically designed, slanting front. All parameters, both for positioning and cutting, are presented on the LC-Display.

### Built-in cut-off wheel list

A list of all Struers cut-off wheels is stored in an internal database together with their name, respective thickness and force limit.



*Accutom-50 can be programmed to automatically cut series of slices from the same samples*

### Database with user-definable cutting methods

After establishing a method for a specific material, all settings can be saved in a database and recalled at any time. Accutom-5 has a storage capacity of ten methods.

### Built-in recirculation cooling unit

With a capacity of four litres, and a very high through-put, the recirculation cooling unit ensures a constant low temperature during the cut, and an efficient removal of cutting debris.

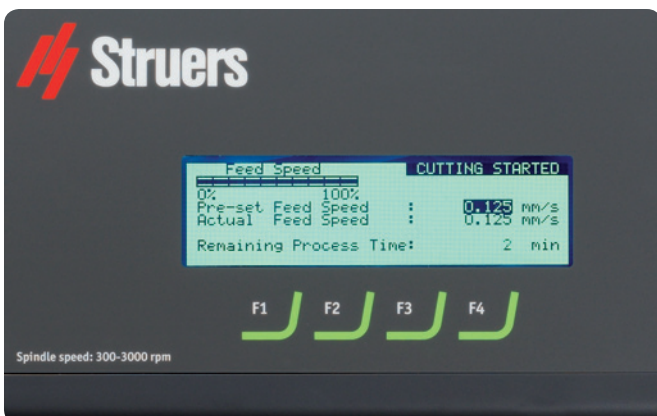
### Enclosed cutting chamber with safety switch

The fully transparent cover is equipped with a safety switch to prevent the cut-off wheel from starting whilst the cover is open. The sample can be inserted and positioned but the cut-off wheel itself can only be activated when the cover has been closed properly, thus providing maximum safety for the operator.



### Accutom-50 provides the following additional features:

#### Serial cutting of slices (Multi-cut)

Accutom-50 can be programmed to automatically cut series of slices from the same sample. The advanced software will also compensate for the wheel thickness and for slight drift of the cut-off wheel. This results in very precise sections with an identical thickness, as required in failure analysis or the examination of biomaterials.



*After the process has been started, the display changes and the relevant parameters are shown*



*Grinding on Accutom-50 can be carried out in two different ways: The grinding operation can be stopped at a specified position, or a well-defined amount of material can be removed*

### Grinding of thin sections

The thickness ground during each different operation associated with a thin section can be easily adjusted or even saved in different grinding methods. After grinding the glass plate to the precise thickness, the position of the sample holder is set to zero. Thereafter the thickness of the thin section is entered directly.

### Target grinding in components

When the precise position of a component within a sample is known, Accutom-50 can be programmed to grind down to precisely that position. The position can be adjusted in steps of 5 µm.

### Variable cut-off wheel speed up to 5000 rpm

The variable cut-off wheel speed can be adjusted from 300 up to 5000 rpm in steps of 100 rpm. This grants even higher precision as the drift of the cut-off wheel is reduced because of the higher speed. Also, the feed speed can be increased without experiencing any deterioration in the high quality of the cut surface.

### Database for both cutting and grinding methods

Accutom-50 is equipped with a database capable of storing 20 cutting and 10 grinding methods.

### Improved menu control

Subsequent menus for the selection of cutting or grinding parameters greatly facilitate the operation. Together with the larger display the new menu control improves the user-friendliness of Accutom-50.

### Cut-off wheels

As Accutom-50 works with programmable constant feed speeds, all types of cut-off wheels, including abrasive wheels, can be used.

Struers offer a large variety of Diamond, CBN, Al<sub>2</sub>O<sub>3</sub> and SiC cut-off wheels covering all possible applications. Also, saw blades for the cutting of very soft metals or plastics can be used on Accutom-5/50 due to the cover with the safety switch.

### Cup wheels

Two different types of cup wheels, resin and metal bonded, are available for grinding on Accutom-50.

### Specimen holders

All specimen holders for Accutom-5/50 are provided with a dovetail plate. This means that the samples can be clamped into the sample holder outside the cutting chamber, and then easily inserted into the dovetail fixture of Accutom-5/50.



*A wide range of specimen holders can be used on Accutom machines*

## Technical data

Cutting	Accutom-5	Accutom-50
	Cutting speed: 300-3000 rpm (adjustable in steps of 100 rpm) Feed speed: 0.005-3.000 mm/s (adjustable in steps of 0.005 mm/s) Max.pos.speed: Y=13 mm/s X=10 mm/s Force limits: low: approx. 20 N medium: approx. 40 N; high: approx. 60 N	Cutting speed: 300-5000 rpm (adjustable in steps of 100 rpm) Feed speed: 0.005-3.000 mm/s (adjustable in steps of 0.005 mm/s) Max.pos.speed: Y=13 mm/s X=10 mm/s Force limits: low: approx. 20 N medium: approx. 40 N; high: approx. 60 N
Pos. range	Y direction: X direction:	105 mm (precision 0.1 mm), 60 mm (precision 0.005 mm)
Sample size	Max length of cut-off sample: Max length of sample to be clamped: Max sample cross section: ø127 mm cut-off wheel and ø42 mm flange: ø152 mm cut-off wheel and ø42 mm flange:	30 mm, 140 mm at ø20 mm 225 mm ø40 mm (without rotation) ø80 mm (with rotation) ø50 mm (without rotation) ø100 mm (with rotation)
Recirculation cooling unit	Contents: 4 l Flow: 800 ml/min	Contents: 4 l Flow: 800 ml/min
Motor	370 W at 3000 rpm	550 W at 5000 rpm
Software and electronics	Display: 4 x 40 characters Controls: touch pad Database: 10 cutting methods	Display: 4 x 40 characters Controls: touch pad Database: 20 cutting and 10 grinding methods
Power supply	1-3 x 200-240 V / 50/60 Hz	
Dimensions and weight	Width: 510 mm / 20", Depth: 700 mm / 27.6", Height: 270 mm / 10.6", Weight: 45 kg / 99 lbs	

## Specifications

Specifications	Cat. no.
<b>Accutom-5</b> Precision cut-off machine with variable speed. Automatic feeding with electronic control of feed speed. Motorised positioning system and digital read-out, with built-in sample rotation and oscillation. Complete with recirculation cooling unit, flange sets 42 mm dia. and specimen holder (04946903). Cut-off wheels, additive for cooling fluid and additional specimen holders are ordered separately.	04946227
<b>Accutom-5</b> Precision cut-off machine with variable speed. Automatic feeding with electronic control of feed speed. Motorised positioning system and digital read-out. Complete with recirculation cooling unit, flange sets 42 mm dia. and specimen holder (04946903). Without built-in sample rotation and oscillation. Cut-off wheels, additive for cooling fluid and additional specimen holders are ordered separately.	04946127
<b>Accutom-50</b> Precision cut-off and grinding machine with variable speed. Equipped with Multi-cut feature. Automatic feeding with electronic control of feed speed. Motorised positioning system and digital read-out, with built-in sample rotation and oscillation. Complete with recirculation cooling unit, flange sets 42 mm dia. and specimen holder (04946903). Cut-off wheels, additive for cooling fluid, cup wheels, additional specimen holders, and the flange set for cup-wheels are ordered separately.	05016227
<b>Accessories</b>	
<b>Specimen holders</b>	
Three jaw-chuck For general use. Vice type with max. opening 60 mm	05036919 04946903
For round or square specimens. Teardrop type with max. opening ø 40 mm / ø 1½"	04946904
For irregular specimens, with 7 screws. Max. width 40 mm / 1½" With goniometer	04946905 04276911
For adhering specimens	04276912
With ceramic vacuum chuck for thin sections	04276913
For small specimens. Vice type	04276915
For long specimens. With double parallel vice	04946909
For cylindrical specimens, max. dia. 40 mm	04946907
<b>Joints to be mounted between the dovetail and the specimen holder</b>	
Tilting joint with max. angle ±10°	04946906
Angling joint with max. angle +30/-90°	04946908
<b>Base Plate</b>	
With dovetail. For mounting of other types of specimen holders	04276914
<b>Flange Sets</b>	
For cut-off wheels, 65 mm dia., to achieve highest precision	04946902
For cup wheels, only to be used on Accutom-50	05016901
<b>Additive for Cooling Fluid</b>	
For Recirculation Cooling Unit. To protect the machine from corrosion, and to improve cutting and cooling qualities	1 l 49900045 5 l 49900046
See special brochure for more information about cut-off wheels.	

Struers' equipment is in conformity with the provisions of the applicable International Directives and their appurtenant Standards. (Please contact your local supplier for details)

Struers' products are subject to constant product development. Therefore, we reserve the right to introduce changes in our products without notice.



**Struers A/S**  
 Pederstrupvej 84  
 DK-2750 Ballerup, Denmark  
 Phone +45 44 600 800  
 Fax +45 44 600 801  
 struers@struers.dk  
 www.struers.com

### AUSTRALIA & NEW ZEALAND

**Struers Australia**  
 27 Mayneview Street  
 Milton QLD 4064  
 Australia  
 Phone: +61 7 3512 9600  
 Fax: +61 7 3369 8200  
 info.au@struers.dk

### BELGIQUE (Wallonie)

**Struers S.A.S.**  
 370, rue du Marché Rollay  
 F- 94507 Champigny  
 sur Marne Cedex  
 Téléphone +33 1 5509 1430  
 Télécopie +33 1 5509 1449  
 struers@struers.fr

### BELGIUM (Flanders)

**Struers GmbH Nederland**  
 Elektraweg 5  
 3144 CB Maassluis  
 Telefoon: +31 (10) 599 7209  
 Fax: +31 (10) 5997201  
 netherlands@struers.de

### CANADA

**Struers Ltd.**  
 7275 West Credit Avenue  
 Mississauga, Ontario L5N 5M9  
 Phone +1 905-814-8855  
 Fax +1 905-814-1440  
 info@struers.com

### CHINA

**Struers Ltd.**  
 No. 1696 Zhang Heng Road  
 Zhang Jiang Hi-Tech Park  
 Shanghai 201203, P.R. China  
 Phone +86 (21) 6035 3900  
 Fax +86 (21) 6035 3999  
 struers@struers.cn

### CZECH REPUBLIC

**Struers GmbH**  
 Organizační složka  
 Havlíčkova 361  
 CZ-252 63 Roztoky u Prahy  
 Phone +420 233 312 625  
 Fax: +420 233 312 640  
 czechrepublic@struers.de

### DEUTSCHLAND

**Struers GmbH**  
 Carl-Friedrich-Benz-Straße 5  
 D-47877 Willich  
 Telefon +49 (0) 2154 486-0  
 Fax +49 (0) 2154 486-222  
 verkauf@struers.de

### FRANCE

**Struers S.A.S.**  
 370, rue du Marché Rollay  
 F-94507 Champigny  
 sur Marne Cedex  
 Téléphone +33 1 5509 1430  
 Télécopie +33 1 5509 1449  
 struers@struers.fr

### IRELAND

**Struers Ltd.**  
 Unit 11 Evolution @ AMP  
 Whittle Way, Catcliffe  
 Rotherham S60 5BL  
 Tel: +44 0845 604 6664  
 Fax: +44 0845 604 6651  
 info@struers.co.uk

### ITALY

**Struers Italia**  
 Via Monte Grappa 80/4  
 20020 Arese (MI)  
 Tel. +39-02/38236281  
 Fax +39-02/38236274  
 struers.it@struers.it

### JAPAN

**Marumoto Struers K.K.**  
 Takara 3rd Building  
 18-6, Higashi Ueno 1-chome  
 Taito-ku, Tokyo 110-0015  
 Phone +81 3 5688 2914  
 Fax +81 3 5688 2927  
 struers@struers.co.jp

### NETHERLANDS

**Struers GmbH Nederland**  
 Elektraweg 5  
 3144 CB Maassluis  
 Telefoon: +31 (10) 599 7209  
 Fax: +31 (10) 5997201  
 netherlands@struers.de

### ÖSTERREICH

**Struers GmbH**  
 Zweigniederlassung Österreich  
 Betriebsgebiet Puch Nord 8  
 5412 Puch  
 Telefon: +43 6245 70567  
 Fax: +43 6245 70567-78  
 austria@struers.de

### POLAND

**Struers Sp. z o.o.**  
 Oddział w Polsce  
 ul. Jasnogórska 44  
 31-358 Kraków  
 Phone +48 12 661 20 60  
 Fax +48 12 626 01 46  
 poland@struers.de

### ROMANIA

**Struers GmbH**  
 Sucursala Sibiu  
 Str.Scoala de Inot, nr. 18  
 RO-550005 Sibiu  
 Phone +40 269 244 558  
 Fax +40 269 244 559  
 romania@struers.de

### SCHWEIZ

**Struers GmbH**  
 Zweigniederlassung Schweiz  
 Weissenbrunnstraße 41  
 CH-8903 Birmensdorf  
 Telefon +41 44 777 63 07  
 Fax +41 44 777 63 09  
 switzerland@struers.de

### SINGAPORE

**Struers Singapore**  
 627A Aljunied Road,  
 #07-08 BizTech Centre  
 Singapore 389842  
 Phone +65 6299 2268  
 Fax +65 6299 2661  
 struers.sg@struers.dk

### SUOMI

**Struers Suomi**  
 Kalevankatu 43  
 00180 Helsinki  
 Puhelin +358 (0)207 919 430  
 Faksi +358 (0)207 919 431  
 finland@struers.fi

### SWEDEN

**Struers Sverige**  
 Ekbacksvägen 22  
 168 69 Bromma  
 Telefon +46 (0)8 447 53 90  
 Telefax +46 (0)8 447 53 99  
 info@struers.se

### UNITED KINGDOM

**Struers Ltd.**  
 Unit 11 Evolution @ AMP  
 Whittle Way, Catcliffe  
 Rotherham S60 5BL  
 Tel: +44 0845 604 6664  
 Fax: +44 0845 604 6651  
 info@struers.co.uk

### USA

**Struers Inc.**  
 24766 Detroit Road  
 Westlake, OH 44145-1598  
 Phone +1 440 871 0071  
 Fax +1 440 871 8188  
 info@struers.com